



Vertiv™ Liebert® GXT5 UPS

5 - 20 kVA 230V

Intelligent and Efficient UPS
for Protection of Your
Mission-Critical Applications



Largest Rack Mount Capacity Available in an Intelligent, Efficient UPS for Protection of Mission-Critical Applications

The Vertiv™ Liebert® GXT5 UPS is an online double conversion UPS solution which offers premium power outage protection and continuous power conditioning in a compact and flexible rack/tower form factor.

The Liebert® GXT5 single-phase UPS operates with high power efficiency, making it ideally suited to protect critical infrastructure in both centralized and edge network applications.

Now available in higher capacity ratings of 16 and 20 kVA the Liebert GXT5 UPS allows for highly reliable single UPS installations minimizing required rack space and supporting more IT equipment loads.

Scalable runtime options with matching external battery cabinets offer additional

flexibility when extended uninterrupted power is required. Plus, the Liebert GXT5 provides battery health status and replacement date prediction for intelligent battery health management.

The UPS system is easy to deploy and maintain due to its user-friendly LCD interface and remote management capabilities supported by the Vertiv™ RDU101 communications card which makes the Liebert GXT5 compatible with Vertiv infrastructure management solutions such as Vertiv™ LIFE™ Services, environmental sensors, Vertiv™ Power Insight, and more.

With market leading efficiency and unity power factor operation, the Liebert GXT5 will meet your critical application needs. And you can rest assured that your business is protected with this Vertiv solution that includes a standard, three-year advanced exchange product warranty.

Liebert GXT5 Features

Leading UPS Technology

- High output power factor up to 1.0
- Full-color graphic LCD with gravity sensing orientation
- External battery cabinets with auto-detection
- Parallel or redundant operation capability (10kVA to 20kVA Models)
- Battery health status and replacement date prediction
- Remote management, update, and configuration capabilities
- Optimized thermal management and variable speed fan for peak efficiency and noise reduction
- 1-Phase or 3-Phase Utility Input (16kVA to 20kVA Models)
- Automatic Internal Bypass

Efficient and Green Product

- High efficiency in online mode
- Energy Star® 2.0 certified
- Even higher efficiency (up to 98%) in Active ECO mode
- Compliance with Restriction of Hazardous Substances (RoHS) directive and the Registration, Evaluation, Authorization and Restriction of Chemicals (REACH) regulation

What's in the box

- UPS (Including factory installed Network Card.) - Tower Stand and 4-Post Rack Fixed Rail Kit
- USB Cable
- Quick Start Guide
- Safety Manual
- Power Insight Management Software (free download from Vertiv.com)

Solutions Wide

- Compact rack/tower design
- Broad range of services and extended warranty
- Easy to install, configure and operate
- Vertiv RDU101 network communications card with advanced features
- Compatibility with SN series environmental sensors
- Integrated dry-contacts with selectable definition
- Free Vertiv™ Power Insight management software
- Serial port for out-of-band management with Vertiv™ Avocent® serial consoles
- Automatic internal bypass and external maintenance bypass options

Vertiv™ Liebert® GXT5 Features

Compact rack/ tower design
Space-saving UPS provides rack space optimization and flexible installation.

High power factor (1.0)
More usable power enables more connected loads saving space and costs.

Efficiency (up to 95%) in online mode
Energy Star 2.0 certification. Higher efficiency means an optimized energy management and lower heat dissipation, for energy savings and improved reliability.

Paralle/redundant operation capability 2+1
For 10, 16 or 20 kVA models, configurations up to 2+1 redundancy support maximum availability and enables growth as load demand increases.

Colored graphic LCD with gravity sensitive orientation
User-friendly interface provides insight to UPS status for easy installation, configuration and operation.

Integrated Battery
With self-test and detection capability.

Battery Cabinets with auto-detection
Be confident the UPS is set up correctly to report available runtime when used with external battery cabinets.

ECO
Efficiency (up to 98%) in Active ECO mode
Superior protection with maximum efficiency.

Product warranty
Comprehensive coverage through a standard three year warranty.

How You Benefit from the Vertiv™ Liebert® GXT5 UPS

Designed for high availability



- Higher power factor (1.0) ensures the connection of more loads and IT equipment
- Optional external tower/rack-mount maintenance bypass cabinet eliminates the need to power down connected equipment during system maintenance or replacement (16kVA to 20kVA Models)
- Integrated maintenance bypass POD eliminates the need to power down connected equipment during system maintenance or replacement (5kVA to 10kVA Models) Hot-swappable, user-replaceable battery modules minimize downtime
- Vertiv™ LIFE™ Services helps to enhance uptime, as well as operational efficiency with continuous remote monitoring, expert analysis, and proactive response
- Automatic programmable battery self-test

User-friendly installation and operation



- Easy-to-read, gravity-sensing graphical color display
- Intuitive user interface for local configuration and management
- Support for the Vertiv suite of remote management tools (Vertiv™ Power Insight, Vertiv™ RDU101 network interface card, and serial connectivity support)
- Auto-detection of external battery cabinets enables faster deployment and accurate runtime information
- Remote UPS firmware upgrade capability ensures the UPS has the latest features and enhancements

Longer service life and runtime of the batteries



- Extended runtimes provided by the addition of external battery cabinets (up to 10)
- Improved battery care by temperature-compensated battery charging
- Intelligent battery health management ensures a longer service life (optimized battery maintenance and replacement when needed)

Optimized energy and capacity management



- Active ECO operating mode with up to 98% efficiency
- Efficiency in online double conversion mode up to 95%
- Energy Star 2.0 certified

Seamless connectivity



- Four onboard, user-definable dry contact I/O for integration of support management systems
- Supports SNMP, web, and environmental sensors with the optional Vertiv RDU101 communications card
- Serial connection for integration of Vertiv™ Avocent® ACS product or direct serial management and control of the UPS

Power Assurance: Comprehensive Service Support for Critical Systems

Providing more than the standard warranty and extension program, this five-year protection program is valid for single-phase UPS units higher than 3 kVA. Purchased within six months from the equipment purchase date, the program includes:

- **Advance replacement or repair of faulty unit** within eight working hours of incident ticket acknowledgement meaning a maximum of two business days after claim.
- **100% coverage of electronic parts and failed batteries** excluding battery misuse and/or reduced autonomy.
- **Free shipping** from the following European countries: Austria, Belgium, Croatia, Czech Republic, France, Germany, Ireland, Italy, Luxemburg, Poland, Portugal, Slovakia, Spain, Sweden, Switzerland, The Netherlands, Turkey, and United Kingdom.
- **24x7 access** to professional helpline.
- **One Preventive Maintenance visit** after the third year performed by a Vertiv technician.
- **Preventive Monitoring and Diagnostic Service** purchasing the premier version of the package.

Key Benefits:

- Reduces the worry about critical equipment downtime.
- Ensures rapid recovery in the event of failure (within 24-48 hours).

UPS Above 3 kVA

	Power Assurance	Power Assurance Premier
Start-Up	Optional	Optional
Technical Support Hotline	24/7	24/7
Parts Included	✓	✓
Labour Included	✓	✓
Response Time	✓ 8 working hours*	✓ 8 working hours*
Preventive Maintenance	✓**	✓**
Life Services		✓
Contract Duration	5 years (10 years with Renewal)	5 years (10 years with Renewal)

Liebert® GXT5 5-20 KVA	Power Assurance	Power Assurance Premier	Warranty Extension +1 year	Warranty Extension +3 years
5/6 kVA	RUPS-PA5-007	RUPS-PAP5-007	RUPS-WE1-007	RUPS-WE3-007
8/10 kVA	RUPS-PA5-008	RUPS-PAP5-008	RUPS-WE1-008	RUPS-WE3-008
16/20 kVA	RUPS-PA5-009	RUPS-PAP5-009	RUPS-WE1-009	RUPS-WE3-009

* Customer engineer or shipment of the new unit within 8 working hours from ticket acknowledgement

** Includes 1 preventive maintenance after the third year

OUR PURPOSE

We believe there is a better way to meet the world's accelerating demand for data - one driven by passion and innovation.

OUR PRESENCE

GLOBAL PRESENCE

Manuf. and Assembly Locations **24**
 Service Centers **220+**
 Service Field Engineers **3,500+**
 Technical Support/Response **220+**
 Customer Experience Centers/Labs **19**



AMERICAS

Manuf. and Assembly Locations **10**
 Service Centers **80+**
 Service Field Engineers **1,600+**
 Technical Support/Response **90+**
 Customer Experience Centers/Labs **5**



ASIA PACIFIC

Manuf. and Assembly Locations **5**
 Service Centers **60+**
 Service Field Engineers **970+**
 Technical Support/Response **80+**
 Customer Experience Centers/Labs **5**



EUROPE, MIDDLE EAST AND AFRICA

Manuf. and Assembly Locations **10**
 Service Centers **65+**
 Service Field Engineers **650+**
 Technical Support/Response **100+**
 Customer Experience Centers/Labs **5**

Technical Specifications 5-10 kVA

	GXT5-5000IRT5UXLN	GXT5-6000IRT5UXLN	GXT5-8000IRT5UXLN	GXT5-10KIRT5UXLN
Ratings (VA/W)	5000 VA / 5000 W	6000 VA / 6000 W	8000 VA / 8000 W	10,000 VA / 10,000 W

Dimensions, mm (inches)

Unit W x D x H	430×630×217 (16.9×24.8×8.5)	430×630×217 (16.9×24.8×8.5)	430×630×217 (16.9×24.8×8.5)	430×630×217 (16.9×24.8×8.5)
----------------	--------------------------------	--------------------------------	--------------------------------	--------------------------------

Weight, kg (pounds)

Unit	70.8 (156)	70.8 (156)	74.5 (164.2)	74.5 (164.2)
------	------------	------------	--------------	--------------

Input AC Parameters

Operating Frequency, Nominal	50 or 60Hz (Factory Default is 50)	50 or 60Hz (Factory Default is 50)	50 or 60Hz (Factory Default is 50)	50 or 60 Hz (factory-default is 50 Hz)
Voltage Range	230 VAC	230 VAC	230 VAC	230 VAC
Input Wiring	Hardwire	Hardwire	Hardwire (common or split bypass)	Hardwire (common or split bypass)

Output AC Parameters

Output Receptacles	Hardwire 2 (C19), 6 (C13)	Hardwire 2 (C19), 6 (C13)	Hardwire 4 (C19), 4(C13)	Hardwire 4 (C19), 4(C13)
Factory-default VAC Frequency	230 VAC 50Hz or 60Hz, Nominal	230 VAC 50Hz or 60Hz, Nominal	230 VAC 50Hz or 60Hz, Nominal	230 VAC 50Hz or 60Hz, Nominal
Waveform (On Battery)	Sinewave	Sinewave	Sinewave	Sinewave
Utility (AC) Mode Overload	>150% for Minimum 200mS; 125 - 150% for 60 seconds; 105-125% 5 Minutes; ≤105 % Continuous	>150% for Minimum 200mS; 125 - 150% for 60 seconds; 105-125% 5 Minutes; ≤105 % Continuous	>150% for Minimum 200mS; 125 - 150% for 60 seconds; 105-125% 5 Minutes; ≤105 % Continuous	>150% for Minimum 200mS; 125 - 150% for 60 seconds; 105-125% 5 Minutes; ≤105 % Continuous

Battery

Type	Valve-regulated, non-spillable, lead acid	Valve-regulated, non-spillable, lead acid	Valve-regulated, non-spillable, lead acid	Valve-regulated, non-spillable, lead acid
Backup Time (100% Load)	7 Minutes	5.5 Minutes	3.5 Minutes	2 Minutes
Backup Time (50% Load)	18.5 Minutes	14.5 Minutes	9.5 Minutes	7 Minutes
+1 External Battery Cabinet (100% Load)	19 Minutes	14.5 Minutes	9.5 Minutes	7 Minutes
+1 External Battery Cabinet (50% Load)	48 Minutes	38.5 Minutes	26 Minutes	19 Minutes

Environmental Requirements

Operating Temperature, °C (°F)	0 to 40 (+32 to +104) (no derating)	0 to 40 (+32 to +104) (no derating)	0 to 40 (+32 to +104) (no derating)	0 to 40 (+32 to +104) (no derating)
Storage Temperature, °C (°F)	-15 to 50+ (5 to +122)	-15 to 50+ (5 to +122)	-15 to 50+ (5 to +122)	-15 to 50+ (5 to +122)
Relative Humidity	0% to 95%, non-condensing	0% to 95%, non-condensing	0% to 95%, non-condensing	0% to 95%, non-condensing
Operating Elevation	Up to 10,000 ft (3,000 m) at 77°F (25°C) without derating	Up to 10,000 ft (3,000 m) at 77°F (25°C) without derating	Up to 10,000 ft (3,000 m) at 77°F (25°C) without derating	Up to 10,000 ft (3,000 m) at 77°F (25°C) without derating
Audible Noise	<55 dBA, at 1 meter from the rear <50 dBA, at 1 meter from the front or sides	<55 dBA, at 1 meter from the rear <50 dBA, at 1 meter from the front or sides	<55 dBA, at 1 meter from the rear <50 dBA, at 1 meter from the front or sides	<55 dBA, at 1 meter from the rear <50 dBA, at 1 meter from the front or sides

Agency

Surge Immunity	IEC/EN EN61000-4-5, Level 3, Criteria A	IEC/EN EN61000-4-5, Level 3, Criteria A	IEC/EN EN61000-4-5, Level 3, Criteria A	IEC/EN EN61000-4-5, Level 3, Criteria A
Transportation	ISTA Procedure 1E	ISTA Procedure 1E	ISTA Procedure 1E	ISTA Procedure 1E
Safety	IEC62040-1:2008 version, GS mark	IEC62040-1:2008 version, GS mark	IEC62040-1:2008 version, GS mark	IEC62040-1:2008 version, GS mark
Emissions	IEC/EN/AS 62040-2 2nd Ed (Cat 2)	IEC/EN/AS 62040-2 2nd Ed (Cat 2)	IEC/EN/AS 62040-2 2nd Ed (Cat 2)	IEC/EN/AS 62040-2 2nd Ed (Cat 2)

Warranty

	Standard 3-Year Warranty (Including the Battery)	Standard 3-Year Warranty (Including the Battery)	Standard 3-Year Warranty (Including the Battery)	Standard 3-Year Warranty (Including the Battery)
--	---	---	---	---

Technical Specifications 16-20 kVA

GXT5-16KIRT9UXLN

GXT5-20KIRT9UXLN

Ratings (VA/W)	16000 VA/16000 W	20000 VA/20000 W
----------------	------------------	------------------

Dimensions, mm (inches)

Unit W x D x H	430×630×394 (16.9×24.8×15.5)	430×630×394 (16.9×24.8×15.5)
----------------	---------------------------------	---------------------------------

Weight, kg (pounds)

Unit	135.2 (298)	135.2 (298)
------	-------------	-------------

Input AC Parameters

Operating Frequency, Nominal	50 or 60 Hz (factory-default is 50 Hz)	50 or 60 Hz (factory-default is 50 Hz)
Voltage Range	288 VAC	288 VAC
Input Wiring	Input terminal block	Input terminal block

Output AC Parameters

Output Receptacles	Output terminal block	Output terminal block
Factory-default VAC Frequency	230 VAC, 50 Hz	230 VAC, 50 Hz
Waveform (On Battery)	Sinewave	Sinewave
Utility (AC) Mode Overload	> 150% minimum 200 ms	> 150% minimum 200 ms

Battery

Type	Valve-regulated, non-spillable, lead acid	Valve-regulated, non-spillable, lead acid
Backup Time (100% Load)	3.5 Minutes	2.5 Minutes
Backup Time (50% Load)	9.5 Minutes	7 Minutes
+1 External Battery Cabinet (100% Load)	10 Minutes	7 Minutes
+1 External Battery Cabinet (50% Load)	26.5 Minutes	19.5 Minutes

Environmental Requirements

Operating Temperature, °C (°F)	0 to 40 (+32 to +104) (no derating)	0 to 40 (+32 to +104) (no derating)
Storage Temperature, °C (°F)	-15 to 40 (+5 to +104)	-15 to 40 (+5 to +104)
Relative Humidity	0% to 95%, non-condensing	0% to 95%, non-condensing
Operating Elevation	Up to 10,000 ft (3,000 m) at 77°F (25°C) without derating	Up to 10,000 ft (3,000 m) at 77°F (25°C) without derating
Audible Noise	<58 dBA, at 1 meter from the front	<58 dBA, at 1 meter from the front

Agency

Surge Immunity	IEC/EN EN61000-4-5, Level 4, Criteria A; ANSI C62.41 Category B	IEC/EN EN61000-4-5, Level 4, Criteria A; ANSI C62.41 Category B
Transportation	ISTA Procedure 1E	ISTA Procedure 1E
Safety	UL1778, c-UL listed	UL1778, c-UL listed
Emissions	FCC Part 15 (Class A)	FCC Part 15 (Class A)

Warranty

	Standard 3-Year Warranty (Including the Battery)	Standard 3-Year Warranty (Including the Battery)
--	---	---

Vertiv™ VR Rack

Supports a wide variety of equipment and gives you the flexibility you need with easy installation

Vertiv™ Geist™ rPDU

Reliably distributes power to the rack, supporting dynamic data center operations and DCIM

Vertiv™ Geist™ SwitchAir™

Prevents overheating of network switches by directing cool air to switch intakes, keeping hot exhaust air out

Vertiv™ ACS Console

Enables integrated remote monitoring, out-of-band management, and IoT connectivity

Vertiv™ KVM Switch

Enables single-point access for switching between multiple computers

Vertiv™ Rack Cooling

Provides energy-efficient cooling close to the IT equipment and UPS units

Vertiv™ Liebert® GXT5

Helps protect mission-critical equipment from all power disturbances due to blackouts, brownouts, sags, surges or noise interference

Accessories

Racks and enclosures: Support a wide variety of equipment with the Vertiv™ VR Rack including servers, storage, switches, routers, PDUs, UPS units, console port servers, and KVM switches.

Rails and mounting hardware:

Install equipment with a four-post rail kit and hardware for mounting in a 19- or 23-inch rack or choose a two-post telecom rack for front- or mid-chassis, wall, or Zero U configuration.

Rack mount PDUs:


For basic or intelligent power distribution that helps prevent overloaded circuits in the data center, choose from products such as upgradable PDUs, inline power meters, transfer switches, and monitoring sensors.

Extended battery modules:

Enable scalable runtime for support during extended power outage situations by adding reliable power and protection to new or existing deployments.

Environmental sensor:

Maintain knowledge of remote environments with temperature, humidity and leak detection, or monitor available dry-contact sensors for security access control or smoke detection.



Available Accessories for the Vertiv™ Liebert® GXT5 UPS



External battery cabinets and replacement battery kits

UPS	External battery cabinets	Replacement battery kits
GXT5-5000IRT5UXLN	GXT5-EBC192VRT3U	GXT5-192VBATKIT (x 1pcs)
GXT5-6000IRT5UXLN	GXT5-EBC192VRT3U	GXT5-192VBATKIT (x 1pcs)
GXT5-8000IRT5UXLN	GXT5-EBC192VRT3U	GXT5-192VBATKIT (x 1pcs)
GXT5-10KIRT5UXLN	GXT5-EBC192VRT3U	GXT5-192VBATKIT (x 1pcs)
GXT5-16KIRT9UXLN	GXT5-EBC384VRT6U	GXT5-384VBATKIT (x 1pcs)
GXT5-20KIRT9UXLN	GXT5-EBC384VRT6U	GXT5-384VBATKIT (x 1pcs)



Network communications and environmental sensors

Network Communications	RDU101	Liebert® Intellislot™ web card for SNMP and web management. Supports environmental sensors.
	IS-RELAY	Liebert® Intellislot™ Interface Kit for Relay Contacts
Environmental Sensors (Compatible with optional Liebert® network card RDU 101)	SN-Z01	Integrated cable with single temperature sensor
	SN-Z02	Integrated cable with three temperature sensors
	SN-Z03	Integrated cable with three temperature and one humidity sensors
	SN-T	Modular with single temperature sensor
	SN-TH	Modular with single temperature and single humidity sensor
	SN-2D	Modular with two door contact inputs
	SN-3C	Modular with three dry contact inputs
	SN-L20	Modular leak zone sensor with 20 foot cable (Liebert RDU-S only)
UPS manageability options	Vertiv™ Power Insight Software Management	Vertiv™ Power Insight is a complimentary web-based software designed to monitor up to 100 Vertiv™ UPSs and rPDUs



Vertiv™ Maintenance Bypass Cabinet Option

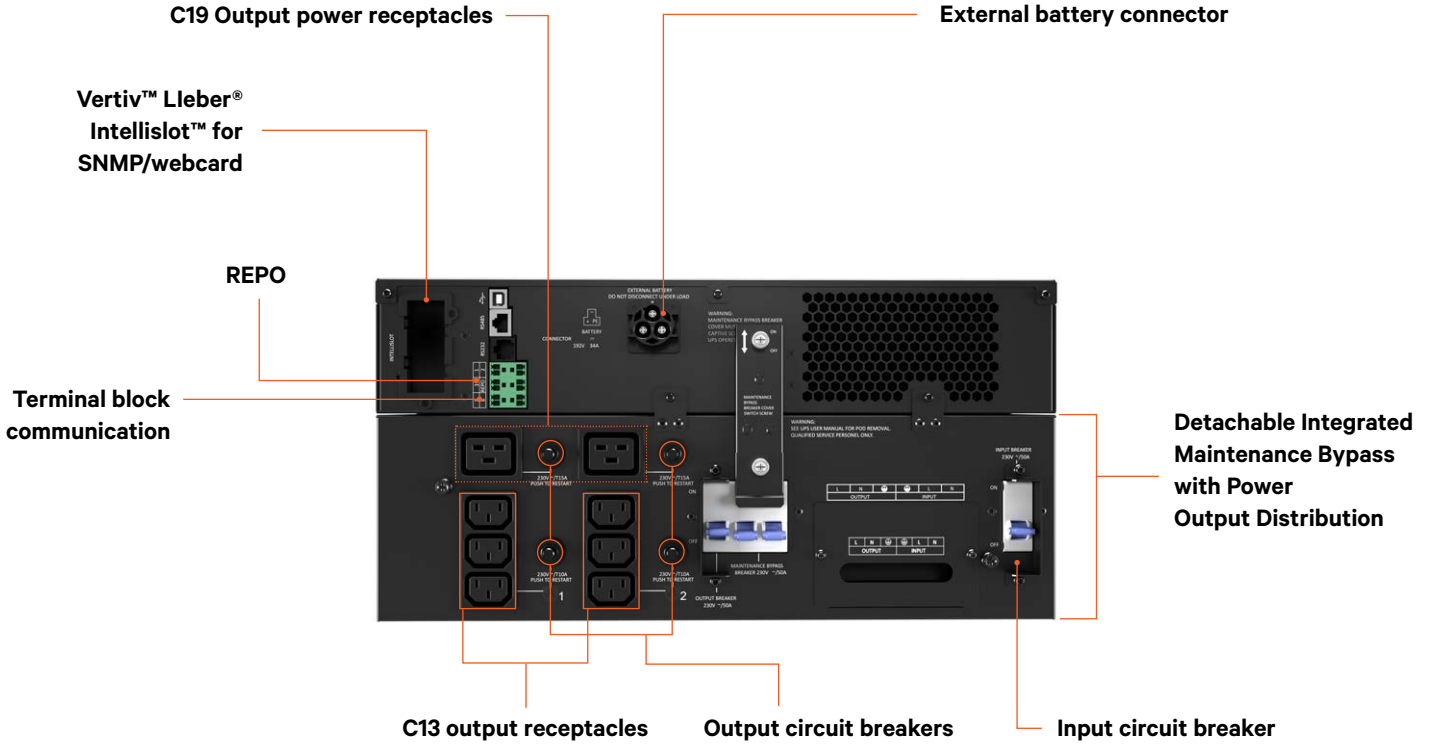
Integrated lock out/tag out arm for maximum site and personnel safety

MBC Model Number	Dimensions	Input	Output	Compatible UPS
VMBC-20KIRT4U	430W x 550D x 173H (mm)	L-N-G	Hardwired / 3x IEC 309 32A & 12x IEC C13/C19 combo	GXT5-16KIRT9UXLN GXT5-16KIRT9UXLN

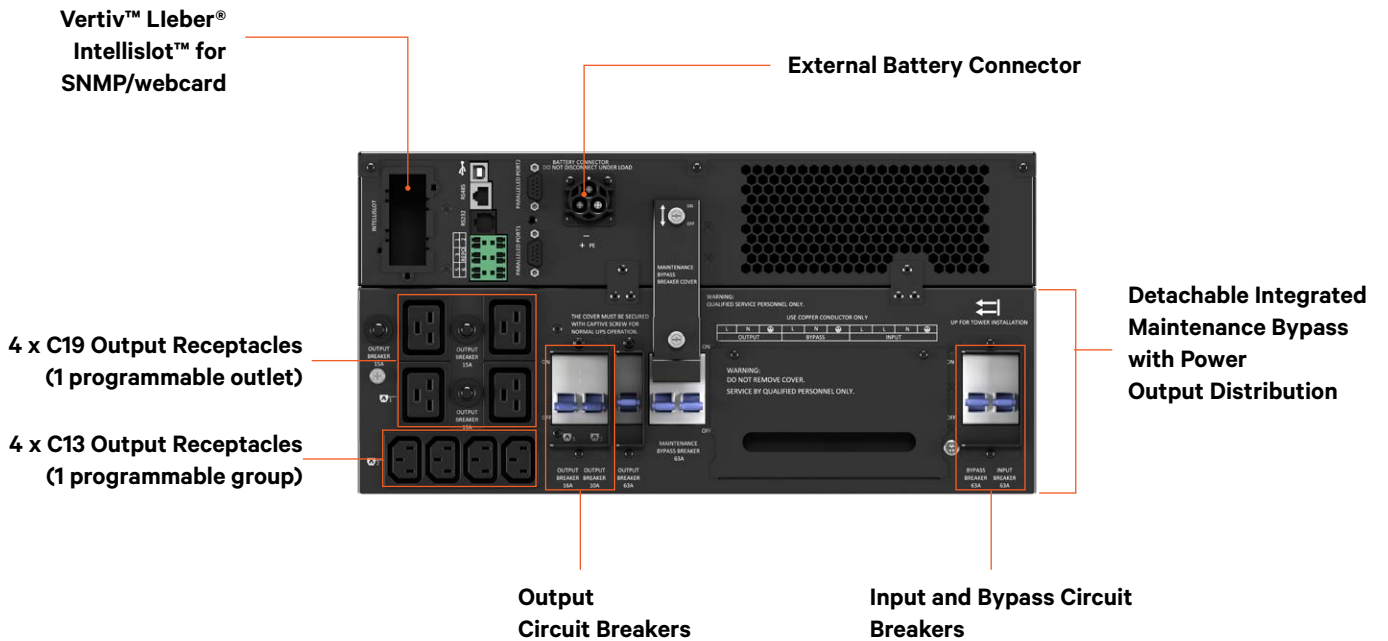
Power Output Distribution (POD) Options

Part Number	Description	Compatible UPS Models
PD2-200	(4) IEC320-C19, (4) IEC320-C13	GXT5-16KIRT9UXLN, GXT5-20KIRT9UXLN
PD2-201	(2) IEC320-C19, (8) IEC320-C13	GXT5-16KIRT9UXLN, GXT5-20KIRT9UXLN
PD2-202	(12) IEC320-C13	GXT5-16KIRT9UXLN, GXT5-20KIRT9UXLN
PD2-203	(4) IEC309 32A, (2) IEC320 C13, (4) IEC320 C19	GXT5-16KIRT9UXLN, GXT5-20KIRT9UXLN
PD2-204	(2) IEC309-32A, (3) IEC320-C13	GXT5-16KIRT9UXLN, GXT5-20KIRT9UXLN

Liebert® GXT5 Rear Panel (5-6 kVA)



Liebert® GXT5 Rear Panel (8-10 kVA)



Vertiv™ Liebert® GXT5 Rear Panel (16-20 kVA)

Vertiv™ RDU101 Network Communication

Local Web and SNMP interface. Management and notification across networks.



Communications

Multiple management options for local and remote setup configuration and control of the UPS any time.

POD Module

Multiple options for local receptacles C13/C19 options.

Input Protection

Prevent equipment damage from a short circuit of overload.



Output Protection

UPS and POD output circuit breaker protection.

External Battery Cabinet Connector

Scalable runtime in rack mount configurations. Longer runtimes for critical work completion, work load migration and critical equipment shutdown.

Hardwire Output Connection

Output to panel board distribution or rack PDU for management and control to rack level equipment.

Hardwire Input Connection

For easy installation and reach to available power source.



Vertiv.com | Vertiv Infrastructure Limited, Fraser Road, Priory Business Park, Bedford, MK44 3BF, VAT Number GB605982131

© 2024 Vertiv Group Corp. All rights reserved. Vertiv™ and the Vertiv logo are trademarks or registered trademarks of Vertiv Group Corp. All other names and logos referred to are trade names, trademarks or registered trademarks of their respective owners. While every precaution has been taken to ensure accuracy and completeness herein, Vertiv Group Corp. assumes no responsibility, and disclaims all liability, for damages resulting from use of this information or for any errors or omissions. Specifications are subject to change without notice.

SL-70564-EMEA (R03/24)