



Liebert®

NXC

from 80 to 200 kW

Compact and Reliable Power  
in a Fully Integrated Packaged Solution



## Vertiv™

Vertiv designs, builds and services mission critical technologies that enable the vital applications for data centers, communication networks, and commercial and industrial environments. We support today's growing mobile and cloud computing markets with our portfolio of power, thermal, infrastructure management products, software and solutions, all complemented by our global service network. Bringing together global reach and local knowledge, and our decades-long heritage including brands like Chloride®, Liebert®, NetSure™ and *Trellis™*, our team of experts is ready to take on your most complex challenges, creating solutions that keep your systems running—and your business moving. Together, we're building the future of a world where critical technologies always work.

*YOUR VISION, OUR PASSION.*

**Vertiv.com**

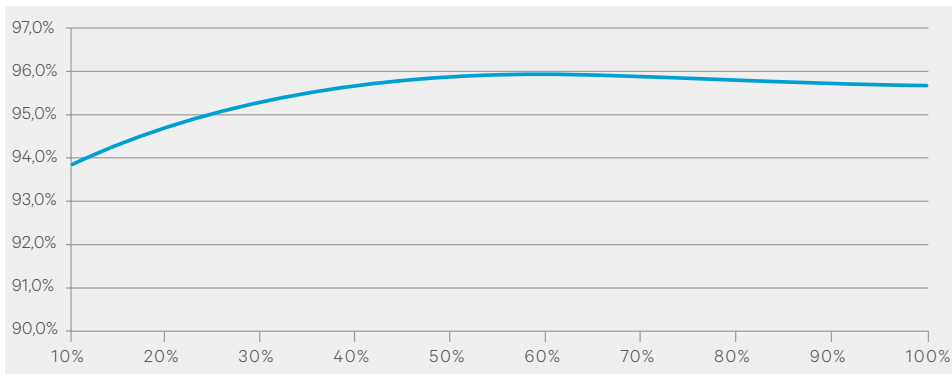


## Liebert® NXC from 80 to 200 kVA

### Continuous Reliability

The Liebert® NXC 80 - 200 kVA range offers reliable and flexible secure power in a fully integrated package solution. Its highly efficient transformer-free double conversion technology delivers installation and running cost savings. With a rated output power factor up to 1, Liebert NXC is also able to provide greater active power than a traditionally rated 0.9 power factor UPS. Liebert NXC achieves up to 96% efficiency in double conversion mode and up to 99% in ECO mode, thus ensuring effective load protection, while reducing the total cost of ownership (TCO) and environmental

impact. Liebert NXC's combination of performance features, impressive integrated autonomy and compact footprint make it ideal for guaranteeing clean, continuous power for a wide range of applications from IT and manufacturing to retail and transport. Its low THDi and active input power factor correction ensure that the current absorbed from the upstream distribution network is near equal to its nominal output current, hence eliminating the need for oversizing gensets and other equipment.



Liebert NXC efficiency curve

### FEATURES AND PERFORMANCES

- Output power factor up to 1
- Double conversion efficiency up to 96%
- ECO mode efficiency up to 99%
- Input current total harmonic distortion correction (THDi) < 3%
- Battery charger up to 50 A
- Integrated manual bypass
- Integrated input and output breakers/switches
- Integrated parallel load bus and synchronization port (LBS)



## Flexibility

To ensure superior protection for critical loads, the Liebert® NXC range has been designed to optimize specific rating requirements, thus enhancing flexibility and installation space needs.

Liebert NXC's flexibility is further enhanced through:

- Integrated parallel and dual bus control
- Common or distributed battery bank.

### Full Galvanic Isolation

Liebert NXC offers integrated full galvanic isolation, meaning that an isolation transformer may be housed inside the UPS cabinet. This greatly reduces the system footprint, thus providing space saving advantages.

The transformer may be connected to the input or to the output of the UPS, providing:

- Full galvanic isolation for medical and other critical applications
- Installation with two independent input sources (with different neutrals)
- Installation in distribution without neutral.

## In The Field

### Parallel and Dual Bus Ready

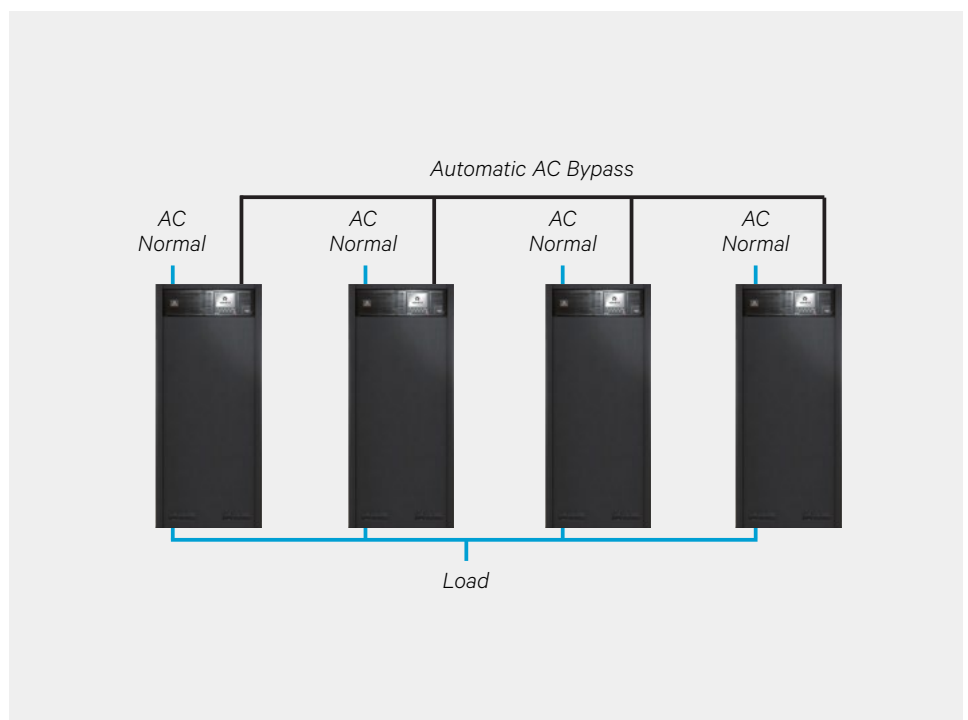
Liebert NXC can be connected with up to four units in parallel. A single unit can be upgraded to parallel operation via easy to modify software settings, allowing the system to be customized for the requested configuration. The Loop BUS connection used in paralleling the system delivers ultimate reliability and eliminates the possibility of a single point of failure, ensuring perfect load sharing and fast detection of any variation in the system status. Furthermore, the output of two single or parallel Liebert NXC units can be synchronized to deploy a dual bus feed, achieving Tier IV level reliability.

## VERTIV TRELLIS™

Vertiv *Trellis*™ platform is a real-time infrastructure optimization platform that enables the unified management of data center IT and facilities infrastructure.

The Vertiv *Trellis* platform software can manage capacity, track inventory, plan changes, visualize configurations, analyze and calculate energy usage, and optimize cooling and power equipment as well as enable for virtualization.

The Vertiv *Trellis* platform monitors the data center, providing a thorough understanding of system dependencies to help IT and facilities organizations keep the data center running at peak performance. This unified and complete solution, delivers the power to see the real situation in your data center, make the right decision and take action with confidence.



Liebert NXC - Parallel configuration

## Communication

Liebert® NXC features a multi-lingual LCD user interface allowing close control and monitoring of system status and performance. The UPS offers the following communication features:

- Voltage-free contact ports
- USB interface
- Optocoupler based interfaces
- Intellislot for SNMP, Modbus or Relay communication.

These communication capabilities make Liebert NXC compatible with any building management system.

### Software Connectivity

Vertiv Multilink™ software prevents unexpected server shutdowns and minimizes downtime warning of pending power losses and initiating safe shutdown of operating systems if required. Vertiv Nform™ network communications system enables customers to leverage the distributed monitoring capabilities of network connected equipment, providing centralized management of distributed systems.



Connectivity cards

### Serviceability

The architecture of the Liebert NXC is designed to optimize installation and simplify service with its easily removable power assembly. This architecture

considerably minimizes the time needed for repairs and optimizes serviceability. Liebert NXC also comes equipped with casters to facilitate ease of movement and relocation.



Liebert NXC - 80 - 120 kVA



Liebert NXC - 160 - 200 kVA

## Vertiv LIFE™ Services Remote Diagnostic and Preventive Monitoring

Vertiv's service program is designed to ensure that your critical power protection system is maintained in an optimum state of readiness at all times.

The **Vertiv LIFE™ Services** remote diagnostic and preventive monitoring service provides early warning of UPS conditions and out of tolerances.

This allows effective proactive maintenance, fast incident response and remote trouble shooting, giving customers complete security and peace of mind.

With **Vertiv LIFE Services** you will benefit from:

### Uptime Assurance

Constant monitoring of UPS parameters, thus maximizing the system's availability.

### First Time Fix Rate

Pro-active monitoring and data measuring ensure that when our customer engineers are dispatched on-site, they arrive prepared for first time resolution.

### Proactive Analysis

From Vertiv LIFE Services centers, our experts proactively analyze the data and trends of your equipment, to recommend actions to ensure their best performance.

### Minimized Total Cost of Ownership of Your Equipment

The continuous monitoring of all relevant parameters in turn maximizes unit performance, reduces on-site maintenance and extends the life of your equipment.

### Fast Incident Response

Vertiv LIFE Services allow for immediate definition of the best course of action, as a result of the regular communication between your Liebert NXC system and our **Vertiv LIFE Services** centers.

### Reporting

You will receive a comprehensive report detailing the working order of your equipment and its operational performance.

## Liebert® NXC Specifications

### Technical Characteristics

Ratings (kVA)	80	100	120	160	200
---------------	----	-----	-----	-----	-----

### INPUT

Nominal input voltage (V)	380/400/415				
Input voltage range without battery discharge (V)	305 to 477				
Nominal frequency (Hz)	50/60				
Input frequency range (Hz)	40 to 70				
Input power factor (kW/kVA)	0.99				
Current THD at full linear load (THDl%)	<3				
Bypass voltage tolerance (%)	selectable from +20 to -40				
Bypass frequency tolerance (%)	±20 (±10 selectable)				

### BATTERY

Number battery cells per string	Max: 264; Min: 180				
Voltage temperature compensation (mV/°C/Cell)	-3.0 (selectable from 0 to -5.0 around 25°C to 30°C, or inhibit)				
Battery charger max. power (kW)	12	18	24	30	

### OUTPUT

Nominal output voltage (V)	380/400/415 (three-phase)					
Nominal output frequency (Hz)	50/60					
Nominal active power (kW)	80	100	120	160	200	
THDv with 100% linear load (%)	2					
Inverter overload capacity	105% with continuous operation; 125% for 10 min; 150% for 1min; >150% for 200ms					
Double conversion efficiency	100%	95.7%	95.7%	95.6%	95.5%	95.3%
	75%	95.9%	95.9%	95.8%	95.7%	95.7%
	50%	95.9%	95.8%	95.9%	95.8%	95.8%
	25%	95.0%	94.7%	95.0%	94.9%	94.9%
ECO mode efficiency (%)	99.0%					

### DIMENSIONS

Dimensions (W x D x H) mm	600 x 1000 x 1600			600 x 1000 x 2000	
Weight (excluding battery) kg	285/313	337/365		475/525	520/570
Weight (including 32 batteries) kg	N/A				

### GENERAL

Noise at 1 m (dBA)	≤59	≤60	≤60	≤61	≤62
Protection level IEC (60529)	IP20				
General and safety requirements for UPS	EN/IEC/AS 62040-1				
EMC requirements for UPS	EN/IEC/AS 62040-2				
UPS classification according to CEI EN 6240-3	VFI-SS-111				

## Customer Experience Center

**Vertiv™ state-of-the-art Customer Experience Center located in Castel Guelfo (Bologna - Italy), enables our customers to experience first-hand a wide variety of data center technologies, supported by constant consultation from R&D and engineering specialists.**

Customers visiting the center will be able to witness pre-installation demonstrations, covering the technical performance, interoperability and efficiency of Vertiv UPS systems under real field conditions. These processes can be experienced from the facility's control room, where real-time performance measurements and reporting will be available while providing full visibility of the demonstration area. The center can host simultaneous tests at full load of up to 4000 A.


The customer validation area specifically dedicated to UPS consists of four testing stations, each one providing up

to 1.2 MVA of capacity. Testing includes individual modules, as well as complete power systems, with the added possibility of the customer's switchgear support systems being connected, thus guaranteeing smooth, rapid installation and commissioning of large power systems.

Testing is also customized based on the complexity, size and number of UPS components in the configuration.

Our Customer Experience Center offers three validation experiences:

- Demo - carried out on new products to demonstrate UPS performance
- Standard - validation test showing UPS standard technical performances in compliance with UPS catalogue and IEC 62040-3 standards
- Customized - session tailored to validating customer's specific technical performance needs.





**Vertiv.com** | Vertiv Infrastructure Limited, George Curl Way, Southampton, SO18 2RY, VAT Number: GB188146827

© 2019 Vertiv Group Corp. All rights reserved. Vertiv™ and the Vertiv logo are trademarks or registered trademarks of Vertiv Group Corp. While every precaution has been taken to ensure accuracy and completeness herein, Vertiv Group Corp. assumes no responsibility, and disclaims all liability, for damages resulting from use of this information or for any errors or omissions. Specifications are subject to change without notice.

MKA4L0UKNXC Rev.5-11/2019