



Liebert®

ITA2™ UPS

6–20kVA

Compact, Efficient & Robust UPS

For Critical Applications





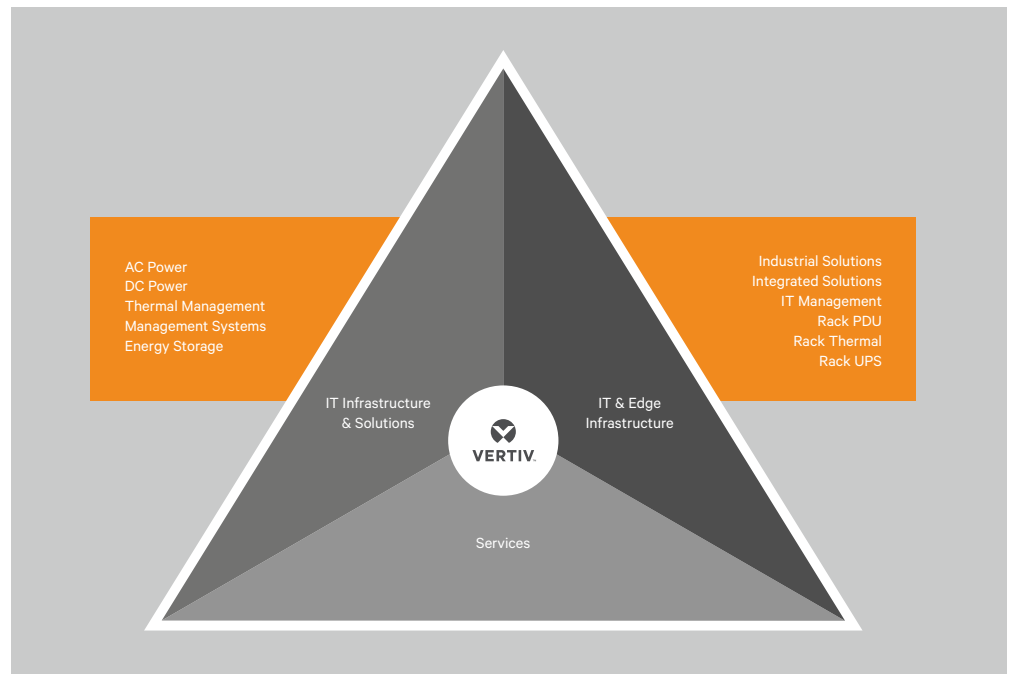
Vertiv brings together hardware, software, analytics and ongoing services to ensure its customers' vital applications run continuously, perform optimally and grow with their business needs. Vertiv solves the most important challenges facing today's data centers, communication networks and commercial and industrial facilities with a portfolio of power, cooling and IT infrastructure solutions and services that extends from the cloud to the edge of the network. Headquartered in Columbus, Ohio, USA, Vertiv employs around 20,000 people and does business in more than 130 countries.

For more information, and for the latest news and content from Vertiv, visit [VertivCo.com](http://VertivCo.com).

## Vertiv

### Your Vision, our Passion

*With a unique combination of industry expertise, technology, and resources, our mission is to support and power mission-critical technologies that drive possibility.*



### Chloride®

Our global industrial power solutions meet the most demanding technical specifications and provide safe, reliable power- no matter the challenge

### Liebert®

Our global power and thermal management solutions are some of the world's most efficient and reliable power and cooling technologies

### Netsure™

Our global intelligently engineered DC power systems deliver high availability, energy efficiency and scalability for converged networks

In today's dynamic world, it is not enough for enterprises to have basic power protection. With digital trends constantly emerging and transforming the way you do business, business continuity is all the more vital. You simply cannot afford downtime in your critical system or waste time recovering these systems after a disruption. What you need is a robust, high-speed, reliable UPS system, which offers perennial, round-the-clock protection to diverse application needs.

### Our Solution

The Liebert® ITA2™ is a fully-digital, highly reliable, double-conversion UPS solution that delivers clean and consistent power.

This highly efficient solution is ideal for various deployments, whether it's IT racks, network closets, automation control systems, and precision instruments to small-sized control rooms among other edge applications.

- Cutting -edge design enables seamless integration into various ecosystems
- Tailored for global deployment in a low carbon, compact footprint

The ultimate level of engineering and dynamics that have gone beyond the development of this next-generation, innovative product facilitate top-notch availability and excellent performance at a low cost of ownership, giving you ultimate peace of mind.

### Liebert® ITA2™ 6-20kVA



6-10kVA




16-20kVA

### Application Areas


- Edge Networks
- Data Centers
- Automation industries
- Server Farms
- Workstations
- Telecom
- Marine<sup>1</sup>

### Liebert® ITA2™

### Robust power protection solution in a compact package



# Liebert® ITA2™ 6–20kVA

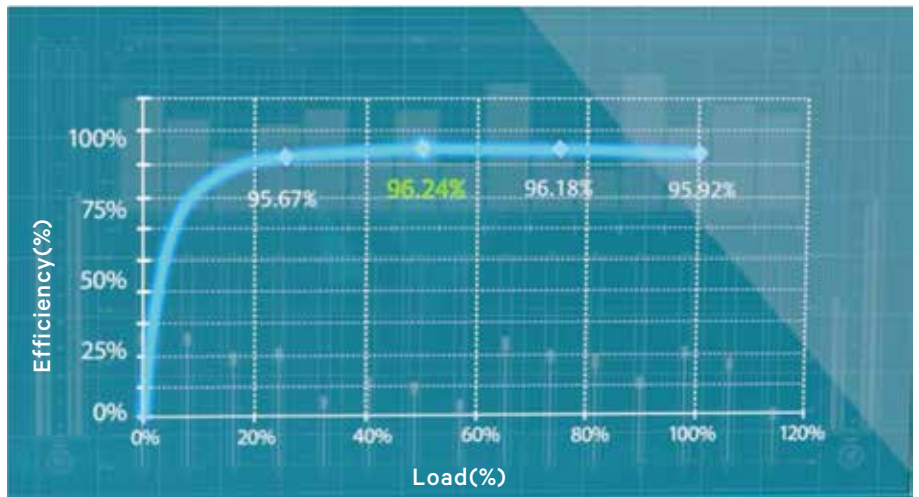


## Key Features

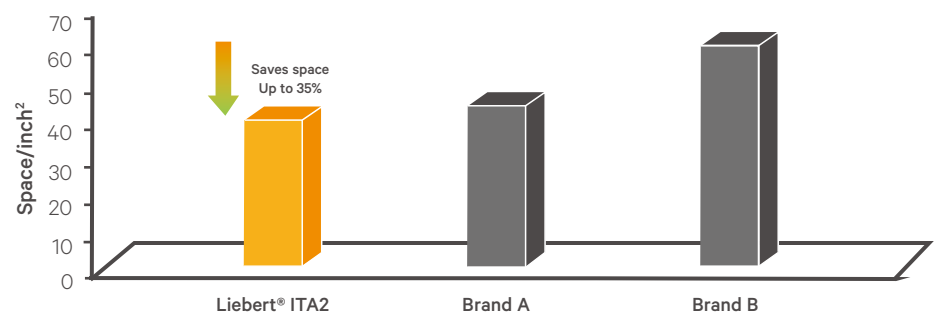
- Robust structure with cutting-edge channelized airflow design
- Wide input voltage range, making it immune to grid interference
- Integrated Ethernet port with HTTP protocol compatibility & streamlined remote monitoring
- Easy to install, repair, and maintain
- Compliance with seismic conduction & vehicle carrying test
- Gravity sense LCD Display
- Turnkey Dust-resistant design with ability to operate under high ambient temperature of up to 50°C

## The Most Efficient UPS

Liebert® ITA2™ offers best-in-class efficiency of up to 96.3% over a wide range of load conditions, resulting in significant OPEX cost savings. ITA2™'s integrated Smart Sleep technology in ECO mode provides a superlative efficiency of up to 99%.



## The Most Compact UPS







Liebert® ITA2™ is ideal in edge of networks, light industrial applications and data centers, blending easily into any virtualized environment and providing comprehensive power protection at lower operating costs.

#### Reliability in a Compact Footprint:

- Fully-digital control with high output voltage precision.
- Manages all the nine power problems including sagging, spikes, and fluctuations.
- Built-in Ethernet port includes compatibility with intelligent cards (SIC card, RDU\_SIC cards, etc.) with browser support.
- Built-in-power charger for fast charging reduces battery charging time.
- Prolonged backup time through cascaded connection.
- Quality-tested for 1000 hours for extreme durability and extreme tolerance even in stringent condition

#### High Availability

##### Early Warning of UPS System Status:

Multiple audible and visual alarms immediately alert you to critical issues.

##### Periodic Battery Testing

Provides automatic and manual self-diagnostic battery testing for peace of mind.

##### Power-Factor Correction

Prevents noise, harmonics, and distortion from being passed on to connected loads or from being fed back to the utility.

##### Lightning and Surge Protection

The transient voltage surge suppression circuitry inside the Liebert® ITA2™ provides additional protection for the connected equipment.

##### Wide Input Voltage Window

Prolongs battery life by allowing the UPS to maximize the use of utility power before transferring to the battery when the input voltage exceeds the specified limits.

## POD-Optional Accessories


When your critical system can not afford any power loss without power, even for scheduled UPS maintenance, the Liebert POD Maintenance Bypass and Output Distribution Unit ensures continuous uptime.

It allows you to manually transfer connected equipment to utility power via a maintenance bypass switch, permitting scheduled service or UPS replacement without the need to shut down connected equipment.

Features include:

- 2U height minimizes rack space requirements
- Easy plug-and-play installation

Isometric view of Liebert ITA2 UPS® installed in a rack-mounted alignment along with POD and Battery modules



## Battery Backup Table

Model	Model Number	Backup Time									
		5kVA	4.5kVA	4kVA	3.5kVA	3kVA	2.5kVA	2kVA	1.5kVA	1kVA	0.5kVA
6kVA	1	5.5	6.5	7.5	9.5	11.5	15.0	20.5	30.0	49.5	103.5
	2	15.0	17.5	20.5	25.0	30.5	39.0	51.0	70.0	108.0	235.0
	3	27.0	31.0	36.0	42.5	51.0	63.0	80.5	110.0	177.0	368.5
	4	39.5	45.0	51.5	60.0	71.5	87.0	104.0	156.5	246.5	502.0
	5	51.5	58.0	66.5	77.0	91.5	111.5	146.0	203.5	316.0	635.5
	6	63.5	71.5	81.5	94.5	111.5	139.5	181.5	250.5	386.0	768.5

Model	Model Number	Backup Time									
		10kVA	9kVA	8kVA	7kVA	6kVA	5kVA	4kVA	3kVA	2kVA	1kVA
10kVA	2	4.0	4.5	6.0	8.0	11.5	15.0	20.5	30.5	51.0	108.0
	3	8.0	9.5	11.5	14.5	21.0	27.0	36.0	51.0	80.5	177.0
	4	12.5	15.0	18.0	22.0	31.0	39.5	51.5	71.5	110.5	246.5
	5	18.0	21.0	25.0	30.0	41.5	51.5	66.5	91.5	146.0	316.0
	6	23.5	27.0	32.0	38.5	51.5	63.5	81.5	111.5	181.5	386.0

Model	Model Number	Backup Time									
		16kVA	14.4kVA	12.8kVA	11.2kVA	9.6kVA	8kVA	6.4kVA	4.8kVA	3.2kVA	1.6kVA
16kVA	4	7.5	9.0	10.5	13.0	16.0	21.0	28.5	41.5	145.0	108.0
	6	14.0	16.0	19.0	24.5	28.5	36.5	48.0	66.5	233.5	177.0
	8	21.0	24.5	28.5	34.0	41.5	52.0	67.0	92.0	322.0	246.5
	10	28.5	33.0	38.5	45.5	54.5	67.0	86.0	118.5	410.5	316.0
	12	35.5	41.5	48.0	56.0	67.0	82.0	105.0	148.5	498.5	386.0

Model	Model Number	Backup Time									
		20kVA	18kVA	16kVA	14kVA	12kVA	10kVA	8kVA	6kVA	4kVA	2kVA
20kVA	4	5.5	6.5	7.5	9.5	11.5	15.0	21.0	31.0	51.5	111.0
	6	10.0	11.5	14.0	17.0	21.0	27.0	36.5	51.5	81.5	181.5
	8	15.0	17.5	21.0	25.5	31.0	39.5	52.0	72.0	112.0	252.5
	10	21.0	24.5	28.5	34.0	41.5	52.0	67.0	92.5	148.0	324.0
	12	27.0	31.5	36.5	43.0	52.0	64.0	82.0	112.5	184.0	395.0

## Technical Specifications

NOMINAL RATINGS (KVA)	6	10	16	20
Standard/Long Backup Model	ITA-06k00AL1102P00/ ITA-06k00AE1102P00	ITA-10k00ALA102P00/ ITA-10k00AEA102P00	ITA-16k00AL3A02P00/ ITA-16k00AE3A02P00	ITA-20k00AL3A02P00/ ITA-20k00AE3A02P00
INPUT PARAMETERS				
Nominal input voltage(V)	220/230/240VAC 1-Phase, 2Wire	220/230/240VAC 1-Phase, 2Wire 380/400/415VAC 3-Phase,4Wire	380/400/415VAC 3-Phase,4Wire	
Input voltage range(V)	176-288VAC at full load; 100-176VAC at linear derating; 100VAC at half load			
Nominal input frequency(Hz)	50/60			
Input frequency range(Hz)	40-70			
Input power factor(kW/kVA)*	0.99			
Current THD at full linear load(THDi%)*	<5			
BATTERY				
DC Bus Voltage	140-240VDC	140-240VDC	288-480VDC	
Battery Charger max. power (A)	= 5A (Long back-up model) = 2A (Standard model)	= 8A (Long back-up model) = 4A (Standard model)	= 13A (Long back-up model) = 5A (Standard model)	
Battery Option	P/C : ITA-BCI0020K01 ( built-in battery module of 16 block X 12V X 9AH)			
OUTPUT				
Nominal output voltage (V)	220/230/240 (1-phase)		220/230/240VAC (1-Phase), 380/400/415VAC (3-Phase)	
Nominal output frequency (Hz)	50/60			
Rated power factor (kW/kVA)	Unity			
Voltage harmonic distortion (%)	<2% for Linear loads & <5% for Non-linear loads			
Overload capacity	At 25°C: 105% ~ 125%, 5min; 125% ~ 150%, 1min; 150%, 200ms			
Crest factor	3:1			
EFFICIENCY				
Online mode efficiency	Up to 95.5%	Up to 95.8%	Up to 96.2%	
ECO mode efficiency	Up to 99%			
DIMENSIONS AND WEIGHT				
Dimensions (W×D×H) mm Rack Mounted Arrangement	430×400×85	430×400×85	430×500×130	
Weight (kg)	11	15	23	
GENERAL				
Noise at 1m (dBA)	=55		=58	
Operating temperature (°C)	0 ~ 50*			
Relative humidity (%RH)	5 ~ 95, non-condensing			
Altitude (m)	=3000m			
General and safety requirements for UPS	IEC/EN 62040-1			
EMC requirements for UPS	IEC/EN 62040-2			
UPS classification according to IEC 62040-3	VFI-SS-111			

Note: Specification are subject to change without any further notification

\* Conditions apply

(1) with ABS certification



**VertivCo.com | Asia Pacific**

© 2018 Vertiv Co. All rights reserved. Vertiv and the Vertiv logo are trademarks or registered trademarks of Vertiv Co. All other names and logos referred to are trade names, trademarks or registered trademarks of their respective owners. While every precaution has been taken to ensure accuracy and completeness herein, Vertiv Co. assumes no responsibility, and disclaims all liability, for damages resulting from use of this information or for any errors or omissions. Specifications are subject to change without notice.

Vertiv-Liebert® ITA2™-BR-EN-AU / 121718