




Product brochure

Vertiv™ SmartMod™

Modular Data Center Infrastructure



Imagine the advantages of a rapidly deployable, standalone data center with all the capabilities you need to achieve your IT objectives.



Building a new data center in a short timeframe is nearly impossible. The Vertiv™ SmartMod™ provides enhanced levels of availability, efficiency, and control in self-contained enclosures that can be deployed securely, virtually anywhere. For IT deployments between 4 and 14 racks and up to 100 kW, SmartMod offers a simple way to install capacity in a fraction of the time.

You don't have to overspend, or overbuild based on uncertain future needs – with right-sized systems designed to work together and optimized for constructability; you can build just what you need today, better aligning your capital plans to your business challenges.

SmartMod leverages core Vertiv Critical Power, Thermal Management, and Monitoring & Control technologies.

SmartMod incorporates:

- Modular and scalable Vertiv™ Liebert® UPS power protection
- Close-coupled in-row Liebert® CRD thermal management units with intelligent iCOM™ Edge controls
- Classic and cost-effective Vertiv racks
- Vertiv rack PDUs

- Thermal containment to isolate hot aisle and cold aisle airflows for optimum thermal performance
- Automatic Transfer Switch (ATS) to reliably select normal or emergency power sources
- Overhead infrastructure, including piping, electrical distribution, and fiber ducts
- Clean agent fire suppression and aspiration smoke detection (as optional items)
- Vertiv Environet™ Alert real-time monitoring and visualization for critical infrastructure (as optional item)

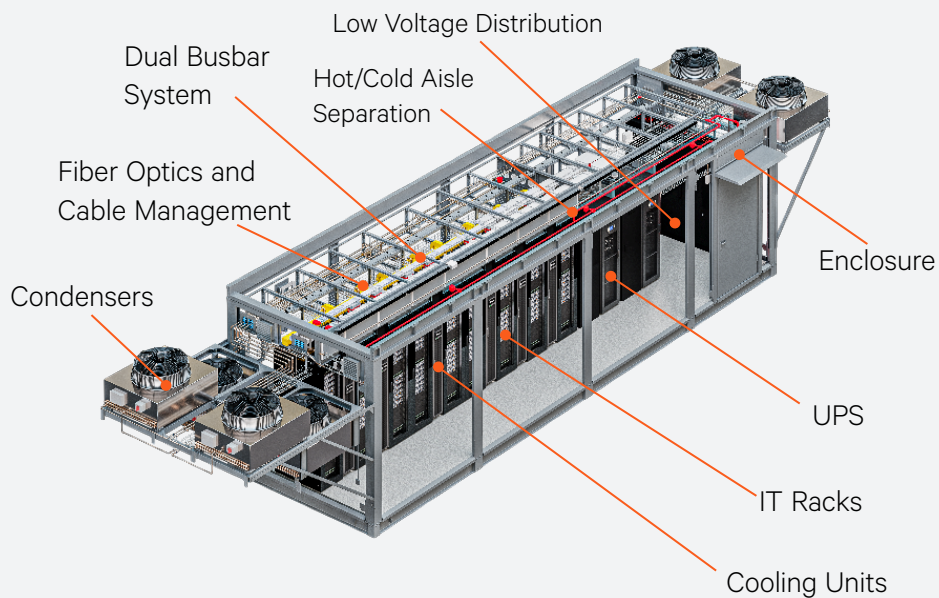
All subsystems are factory installed into a secure, weatherproof and transportable enclosure – simplifying and drastically shortening the on-site time required to install and startup, and reducing the potential for risk, quality, or schedule delays.

SmartMod is not a one size fits all system. It is designed to be configurable to right-size to your rack footprint, IT load, desired redundancy, location, and other additional options so you can achieve the optimal solution based on a specific need.


When deploying multiple units or at numerous locations, having a standard look and feel, layout and equipment kit simplify maintenance and operations activities. Vertiv backs it all up with the service and support network you have come to expect from us.



Component Overview of Vertiv™ SmartMod™



Cutaway view of Vertiv™ SmartMod



Top view of Vertiv™ SmartMod



Interior view of Vertiv™ SmartMod



SmartMod™ Specifications

Standard Design Specifications	SmartMod™
Enclosure External Dimensions	
Enclosure Length (mm)	9712 or 11970
Enclosure Width (mm)	3440
Enclosure Height (mm)	3400
Module Overall Length ^[1]	9712-15333 mm (@ 9712 mm) 11970-17590 mm (@ 11970 mm)
Lifting Weight ^[2]	Up to 22500 kg per module
Input AC Parameters	
Region	EMEA
Voltage/Frequency	400 VAC, 50 Hz
IT Racks	
Rack Height	42U (2000 mm) 47U (2200 mm) 48U (2265 mm)
Rack Depth	1100 mm or 1200 mm
Rack Width	600 mm and/or 800 mm
Rack Load	8 kN
Electrical	
Electrical Distribution Board	1 or 2
Automatic Transfer Switch	1 or 2
UPS Model	APM2 30 – 120 kVA
UPS Cabinet	1 or 2
UPS Module Redundancy	N or N+1
UPS Rating	Up to 120 kVA
Battery Technology	VRLA or Li-ion
Battery Backup Time ^[3]	Up to 10 min
Busbar System	2 per row
Rack Load	Up to 17 kW
PDU	2 per rack
PDU Capacity (max)	3x32 A @ 230/400 V-3 phase
PDU Type	Basic, Monitored (unit level) or Switched (unit level)
Mechanical (HVAC)	
Air Conditioning Type	In-row, direct expansion
Air Conditioning Redundancy	N or N+1
Air Conditioning Units	up to 6x CRD25 with up to 6x CCD25 externally mounted condensers
Cooling Capacity for IT Load (35°C)	up to 100 kW
Exterior Ambient Operating Range	-30°C to +52°C

^[1] Length presented is the maximum transport length. It includes an enclosure with attached condenser units.

^[2] Weight presented is the estimated weight of shipping/lifting the unit with empty IT racks and empty UPS battery cabinets.

^[3] Battery backup time at beginning of life (BOL). Maximum available backup time may vary based on solution input parameters (presented here 2 options for different IT Load requirements).

