



Vertiv™ Liebert® GXT5

5 to 20kVA

Intelligent and Efficient UPS
Protection for your Mission-
Critical Applications



About Vertiv

Vertiv brings together hardware, software, analytics and ongoing services to ensure its customers' vital applications run continuously, perform optimally and grow with their business needs. Vertiv solves the most important challenges faced by today's data centers, communication networks and commercial and industrial facilities with a portfolio of power, cooling, and IT infrastructure solutions and services that extends from the cloud to the edge of the network. Headquartered in Columbus, Ohio, USA, Vertiv employs around 20,000 people and does business in more than 130 countries. For more information, and for the latest news and content from Vertiv, visit [Vertiv.com](https://www.vertiv.com).

Vertiv.com

OUR PURPOSE

We believe there is a better way to meet the world's accelerating demand for data - one driven by passion and innovation.

OUR PRESENCE

GLOBAL PRESENCE

Manuf. and Assembly Locations **19**
Service Centers **270+**
Service Field Engineers **2,700+**
Technical Support/Response **330+**
Customer Experience Centers/Labs **17**



US AND CANADA

Manuf. and Assembly Locations **7**
Service Centers **120+**
Service Field Engineers **850+** Technical Support/Response **120+** Customer Experience Centers/Labs **4**

LATIN AMERICA

Manuf. and Assembly Locations **1**
Service Centers **20+**
Service Field Engineers **300+** Technical Support/Response **25+** Customer Experience Centers/Labs **2**

EUROPE, MIDDLE EAST AND AFRICA

Manuf. and Assembly Locations **5**
Service Centers **70+**
Service Field Engineers **600+** Technical Support/Response **95+** Customer Experience Centers/Labs **6**

ASIA PACIFIC

Manuf. and Assembly Locations **6**
Service Centers **60+**
Service Field Engineers **950+** Technical Support/Response **90+** Customer Experience Centers/Labs **5**

Intelligent and Efficient UPS Protection for your Mission Critical Applications

The Vertiv™ Liebert® GXT5 UPS is an online double conversion UPS solution which offers premium power outage protection and continuous power conditioning in a compact and flexible deployment system.

The Liebert® GXT5 single phase UPS operates with high power efficiency and it is ideally suited to protect critical infrastructure in both centralized and edge network applications.

Scalable runtime options with matching external battery cabinets offer additional flexibility when extended uninterrupted power is required. User-friendly LCD interface as well as full network management capability, including configuration and remote updates, make this system easy to deploy and simple to maintain. With market-leading efficiency and unity power factor operation, the Liebert® GXT5 will fill your critical application needs.

Sleep well knowing your business is protected by the premium products from Vertiv™.



Vertiv™ Liebert® GXT5



With internet of things (IoT), edge computing and 5G driving the proliferation of interconnected devices, there is growing need to place compute and storage closer to the users to reduce latency and improve the overall customer experience.


These new technology trends are putting pressure on the power demand, as there is all the more a need to maintain efficiency and availability. You need an uninterruptible power supply (UPS) system that's highly available, energy efficient and flexible enough to adapt according to your business needs.

The new Liebert GXT5 from Vertiv is an advanced version of the widely-regarded GXT UPS series.

Liebert® GXT5 is ideal for the following applications and more:

- Edge Applications
- Finance and Banking
- Telecom
- Healthcare
- Retail
- Cloud Edge

Liebert® GXT5 Highlights



Unity Power Factor (PF=1.0)
More active power available so more loads can be connected versus lower power factor systems thus saving space and cost.

High efficiency up to 95.9% in on-line mode
Higher efficiency means optimized energy management and lower heat dissipation, thus providing energy and cost savings.

Even high efficiency up to 99% in Active ECO mode
Superior protection with maximum efficiency.

Colored graphic LCD display with gravity orientation
User friendly interface to know UPS status and configuration.

Rack/Tower design with short depth and flexible to install
A more compact UPS that will use less floor space, and leaves more space available for data equipment in a rack.

External Battery cabinets with auto detection
Be confident your UPS is set up correctly to report available run time when used with external battery cabinets.

Product warranty
Comprehensive coverage through a standard three-year warranty.

ECO

COLOR LCD

How You Benefit from Liebert® GXT5 UPS?

DESIGNED FOR HIGH AVAILABILITY



- **Unity Power Factor (PF=1.0)** ensures the connection of more loads and IT equipment
- Available rack mount **maintenance bypass solution** eliminates the need to power down connected equipment (16-20kVA)
- **Device can be swapped during operation** without powering down connected equipment thanks to the manual bypass POD integrated in the device (removable connection box), (5-10 kVA)
- Minimum downtime of the device provided by **hot-swappable battery modules** which can be changed during operation
- **Vertiv™ LIFE™ Service** remote diagnostic and preventive monitoring service helps to enhance uptime, as well as operational efficiency
- Operates at full power up to 40 °C (**up to 50 °C with derating**)

USER-FRIENDLY OPERATION AND INSTALLATION



- Integrated solution that **combines electronics and batteries** in a single part number
- Easy to read **gravity sensing graphical color display**
- **Intuitive user interface**, local configuration and management
- Enabling **remote management**
- Support for the new Vertiv suite of **remote management** tools (Vertiv Power Insight, SNMP/webcards, etc)
- **Auto-detection of up to 6 external battery cabinets (EBC)** but supports EBCs up to 10 numbers. EBC helps an easy and fast installation when long runtimes are required

LONGER LIFE TIME AND RUN-TIME OF THE BATTERIES



- Extended run-times provided by the addition of **external battery cabinets**
- **Improved battery care** by temperature compensated battery charging
- **Programmable sockets** help to extend runtime for the most critical loads and smart disconnection of the less critical ones
- **Intelligent battery health management** ensures a longer life time (Optimized battery maintenance and replacement when needed)

OPTIMIZED ENERGY AND CAPACITY MANAGEMENT



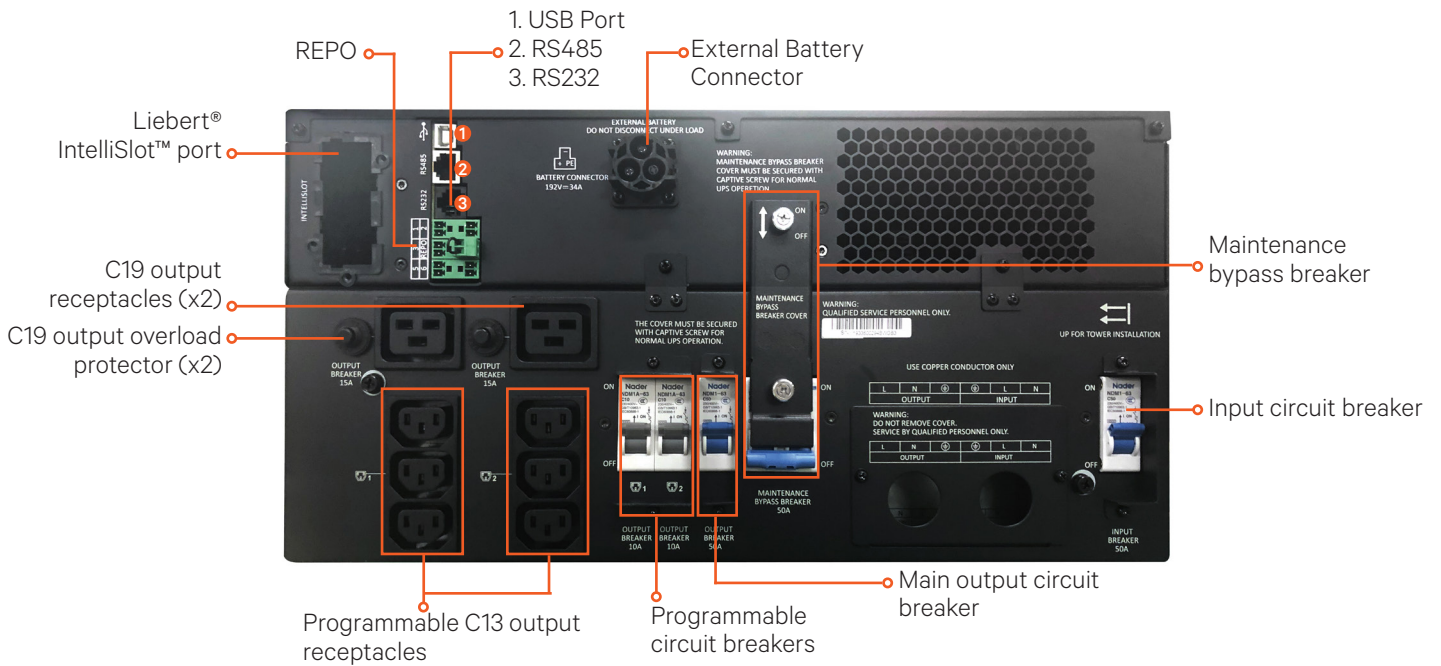
- Active ECO operating mode **with up to 99% efficiency**
- Efficiency in on-line double conversion mode **up to 95.9%**
- **Energy Star 2.0** certified
- Programmable sockets for **critical loads prioritization** and **energy optimization**
- Capacity for parallel or redundant operation (10, 16 and 20 kVA) thus bringing a next level of **flexibility for growth and future expansion**

SEAMLESS CONNECTIVITY

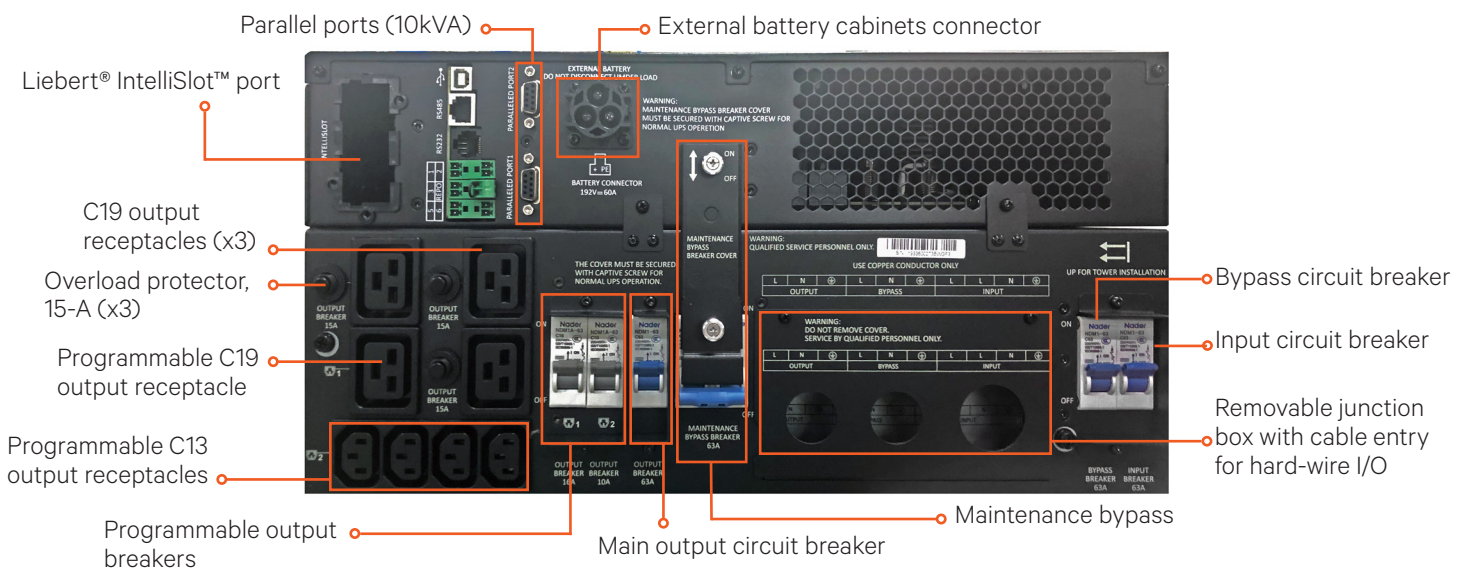


- **Programmable dry contacts**
- **Supports** SNMP, web, and environmental sensors, thanks to the powerful RDU101 communication card

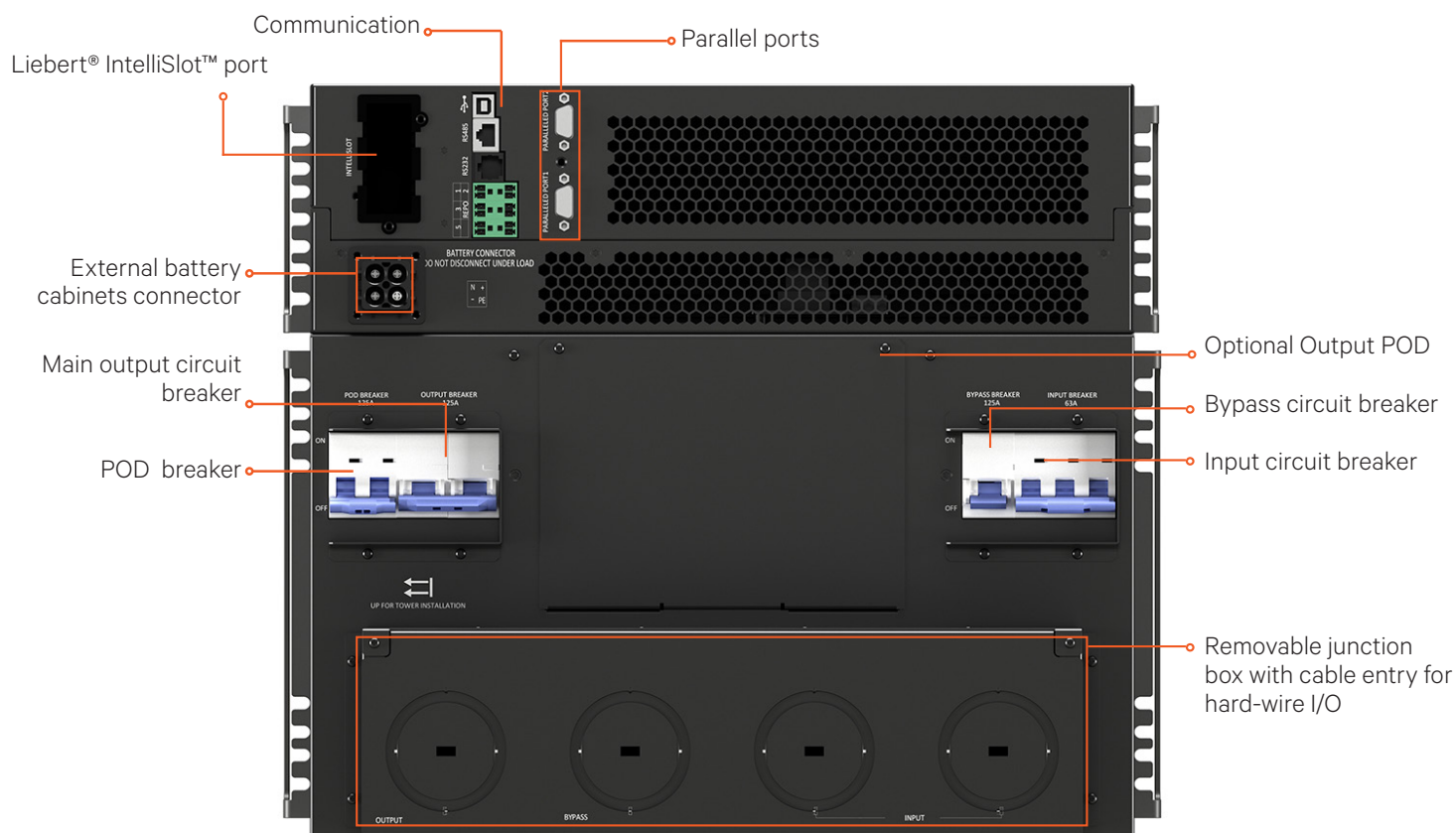
Liebert® GXT5 Rear Panel (5-6 kVA)



Liebert® GXT5 Rear Panel (8-10 kVA)



Liebert® GXT5 Rear Panel (16-20 kVA)




External Battery Cabinets

MODEL NUMBER:	GXT5-EBC192VRT3U	GXT5-EBC384VRT6U
UPS Model	5 – 10-KVA MODELS	16 to 20 KVA MODELS
Dimensions, D x W x H, mm		
Unit (with bezel)	430 x 630 x 130	430 x 630 x 261
Shipping	800 x 600 x 440	800 x 600 x 580
Weight, Kg		
Unit	57.6	112
Shipping	80	136
Battery Parameters		
Type	Valve-regulated, non-spillable, lead acid	
Quantity x Voltage	16 x 12 V	32 x 12 V
Battery	9Ah	



GXT5-EBC192VRT3U




GXT5-EBC384VRT6U

Vertiv™ Maintenance Bypass Cabinet Option

Integrated lock out/tag out arm for maximum site and personnel safety

MBC MODEL NUMBER	Dimensions (W x D x H)	Input	Output	Compatible UPS
VMBC-20KIRT4U	430 x 549 x 173 (mm)	Hardwired (L-L-N-G)	3xL14-30R, Hardwired, PD2-205POD included (12 x C13/C19 combi sockets)	GXT5-16KIRT9UXLN GXT5-20KIRT9UXLN



Technical Specifications

Model Number	GXT5-5000IRT5UXLN	GXT5-6000IRT5UXLN
Ratings (VA/W)	5000 VA / 5000 W	6000 VA / 6000 W
Dimensions and weight		
Dimensions (mm) Unit, W×D×H	430 × 630 × 217	
Unit Weight (kg)	70.8	
Input AC Parameters		
Operating Frequency, Nom	50 or 60 Hz (Factory Default is 50 Hz)	
Factory Default Voltage	230 VAC	
Operating Voltage Range Without Battery Operation	176 to 288 VAC (100 to 176 VAC with power derating)	
Maximum Allowable Voltage	288 VAC	
Input Frequency Without Battery Operation	40 to 70 Hz	
Output AC Parameters		
AC-AC Efficiency	94%	
User-configurable Voltage	200/208/220/230/240 VAC	
Factory Default Voltage	230 VAC	
Frequency	50 Hz	
Waveform	Pure Sinewave	
Main Mode Overload	≤ 105% continuous ; 105 to 125% for 5 minutes; 125 to 150% for 60 seconds; > 150% minimum 200 ms	
Internal Battery		
Charger Current	2.25 A (default), maximum 5 A	
Type	Valve-regulated, non-spillable, lead acid	
Qty x V x Rating	16 x 12V x 9.0 AH	
Back-up Time at Full Load	7	5,5
Back-up Time at Half Load	18,5	14,5
Bypass Protection Limits		
Upper-limit Selections	+ 10%, + 15%, + 20%; default + 10%.	
Lower-limit Selections	- 10%, - 15%, - 20%; default - 15%	
Disable-bypass Operation	When the input frequency prevents synchronous operation	
General		
Operating Temperature	Full power up to 40 °C (up to 50 °C with derating)	
Storage Temperature	-20 to +60 °C (contain batteries will be from -15 to 40 °C.)	
Relative Humidity	0 to 95% non-condensing	
Operating Elevation	Up to 3,000 m (9,842.5 ft) at 25°C (77°F) without derating	
Audible Noise	<55 dBA	
Safety	IEC 62040-1: 2008 (First Edition) + Am 1:2013, EN 62040-1:2008+A1:2013	
EMI/EMC/C-Tick EMC	IEC/EN/AS 62040-2 2nd Ed (Cat 2 – Table 6); FCC Part 15 (Class A), CISPR22 Class A (RFI)	
ESD	IEC/EN EN61000-4-2, Level 4, Criteria B	
Radiated Susceptibility	IEC/EN EN61000-4-3, Level 3, Criteria A	
Electrical Fast Transient	IEC/EN EN61000-4-4, Level 4, Criteria B	
Surge Immunity	IEC/EN EN61000-4-5, Level 4, Criteria A; ANSI C62.41 Category B	
Transportation	ISTA Procedure 1E	
POD		
Model Number	PD5-CE6HDWRMBS	
Amp Rating	50 A	
Includes	Two ICE320 C19 16 A / 250 V Sockets, Six C13 10 A / 250 V Sockets	

Technical Specifications

Model Number	GXT5-8000IRT5UXLN	GXT5-10KIRT5UXLN
Ratings (VA/W)	8000 VA / 8000 W	10,000 VA / 10,000 W
Dimensions and weight		
Dimensions (mm) Unit, W×D×H	430 × 630 × 217	
Unit Weight (kg)	74.5	
Input AC Parameters		
Operating Frequency, Nom	50 or 60 Hz (Factory Default is 50 Hz)	
Factory Default Voltage	230 VAC	
Operating Voltage Range Without Battery Operation	176 to 288 VAC (100 to 176 VAC with power derating)	
Maximum Allowable Voltage	288 VAC	
Input Frequency Without Battery Operation	40 to 70 Hz	
Output AC Parameters		
AC-AC Efficiency	94.5%	95%
User-configurable Voltage	200/208/220/230/240 VAC	
Factory Default Voltage	230 VAC	
Frequency	50 Hz	
Waveform	Pure Sinewave	
Main Mode Overload	≤ 105% continuous ; 105 to 125% for 5 minutes; 125 to 150% for 60 seconds; > 150% minimum 200 ms	
Internal Battery		
Charger Current	2.25 A (default), maximum 8 A	
Type	Valve-regulated, non-spillable, lead acid	
Qty x V x Rating	16 x 12V x 9.0 AH	
Back-up Time at Full Load	3,5	2
Back-up Time at Half Load	9,5	7
Bypass Protection Limits		
Upper-limit Selections	+ 10%, + 15%, + 20%; default + 10%.	
Lower-limit Selections	- 10%, - 15%, - 20%; default - 15%	
Disable-bypass Operation	When the input frequency prevents synchronous operation	
General		
Operating Temperature	Full power up to 40 °C (up to 50 °C with derating)	
Storage Temperature	-20 to +60 °C (contain batteries will be from -15 to 40 °C)	
Relative Humidity	0 to 95% non-condensing	
Operating Elevation	Up to 3,000 m (9,842.5 ft) at 25°C (77°F) without derating	
Audible Noise	<55 dBA	
Safety	IEC 62040-1: 2008 (First Edition) + Am 1:2013, EN 62040-1:2008+A1:2013	
EMI/EMC/C-Tick EMC	IEC/EN/AS 62040-2 2nd Ed (Cat 2 – Table 6); FCC Part 15 (Class A), CISPR22 Class A (RFI)	
ESD	IEC/EN EN61000-4-2, Level 4, Criteria B	
Radiated Susceptibility	IEC/EN EN61000-4-3, Level 3, Criteria A	
Electrical Fast Transient	IEC/EN EN61000-4-4, Level 4, Criteria B	
Surge Immunity	IEC/EN EN61000-4-5, Level 4, Criteria A; ANSI C62.41 Category B	
Transportation	ISTA Procedure 1E	
POD		
Model Number	PD5-CE10HDWRMBS	
Amp Rating	63 A	
Includes	Four ICE320 C19 16 A / 250 V Sockets, Four C13 10 A / 250 V Sockets	

Note: UPS Specifications are subject to change without any prior notification.

Technical Specifications

Model Number	GXT5-16KIRT9UXLN		GXT5-20KIRT9UXLN	
Ratings (VA/W)	16,000 VA / 16,000 W		20,000 VA / 20,000 W	
Dimensions and weight				
Dimensions (mm) Unit, WxDxH	430 × 630 × 394			
Unit Weight (kg)	135.2			
Input AC Parameters				
Operating Frequency, Nom	50 or 60 Hz (Factory Default is 50 Hz)			
Input Voltage	200/208/220/230/240 VAC Single Phase+ neutral + PE (or) 345/360/380/400/415 VAC Three phase + neutral + PE			
Operating Voltage Range Without Battery Operation (VL-N)	176 to 288 VAC (100 to 176 VAC with power derating)			
Input Frequency Without Battery Operation	40 to 70 Hz			
Output AC Parameters				
AC-AC Efficiency	Up to 95.9%			
User-configurable Voltage	200/208/220/230/240 VAC			
Factory Default Voltage	230 VAC			
Frequency	50 Hz			
Waveform	Pure Sinewave			
Main Mode Overload	≤ 105% continuous; 105 to 125% for 5 minutes; 125 to 150% for 60 seconds; > 150% minimum 200 ms			
Internal Battery				
Charger Current	2.25 A (default), maximum 13 A			
Type	Valve-regulated, non-spillable, lead acid			
Qty x V x Rating	32 x 12V x 9.0 AH			
Back-up Time at Full Load	3.5		2.5	
Back-up Time at Half Load	9.5		7	
Bypass Protection Limits				
Upper-limit Selections	+ 10%, + 15%, + 20%; default + 10%.			
Lower-limit Selections	- 10%, - 15%, - 20%; default - 15%			
Disable-bypass operation	When the input frequency prevents synchronous operation			
General				
Operating Temperature	Full power up to 40 °C (up to 50 °C with derating)			
Storage Temperature	-20 to +60 °C (contain batteries will be from -15 to 40 °C)			
Relative Humidity	0 to 95% non-condensing			
Operating Elevation	Up to 3,000 m (9,842.5 ft) at 25°C (77°F) without derating			
Audible Noise	<58 dBA			
Safety	UL-1778 (Fifth Edition), C-UL listed, IEC 62040-1: 2008 (First Edition) + Am 1:2013, EN 62040-1:2008+A1:2013			
EMI/EMC/C-Tick EMC	IEC/EN/AS 62040-2 2nd Ed (Cat 2 – Table 6); FCC Part 15 (Class A), CISPR22 Class A (RFI)			
ESD	IEC/EN EN61000-4-2, Level 4, Criteria B			
Radiated Susceptibility	IEC/EN EN61000-4-3, Level 3, Criteria A			
Electrical Fast Transient	IEC/EN EN61000-4-4, Level 4, Criteria B			
Surge Immunity	IEC/EN EN61000-4-5, Level 4, Criteria A; ANSI C62.41 Category B			
Transportation	ISTA Procedure 1E			
POD (Optional)				
Model Number	PD2-200	PD2-201	PD2-202	PD2-204
Includes	(4) IEC320-C19, (4) IEC320-C13 output sockets	(2) IEC320-C19, (8) IEC320-C13 output sockets	(12) IEC320-C13 output sockets	(2) IEC320-32A, (4) IEC320-C13 output sockets

Battery Run Times

5kVA Models

No. of EBCs	Backup Time (Min)									
	5 kW	4.5 kW	4 kW	3.5 kW	3 kW	2.5 kW	2 kW	1.5 kW	1 kW	0.5 kW
UPS	7.0	8.0	9.5	11.5	14.5	18.5	25.0	36.5	59.0	120.0
UPS+1 EBC	19.0	22.0	26.0	31.0	38.5	48.0	62.5	85.0	129.0	272.5
UPS+2 EBC	33.5	38.5	45.0	53.0	63.5	78.0	99.0	133.0	211.0	427.5
UPS+3 EBC	49.0	55.5	64.0	74.0	88.0	107.5	136.0	189.5	294.0	582.5
UPS+4 EBC	64.0	72.0	82.5	95.5	113.0	138.0	179.5	246.0	377.0	737.5
UPS+5 EBC	79.0	89.0	101.0	117.0	138.5	173.0	222.5	303.0	460.0	892.5
UPS+6 EBC	94.0	105.5	120.0	139.0	168.0	208.0	266.0	359.5	543.0	1047.5

6kVA Models

No. of EBCs	Backup Time (Min)									
	6 kW	5.4 kW	4.8 kW	4.2 kW	3.6 kW	3 kW	2.4 kW	1.8 kW	1.2 kW	0.6 kW
UPS	5.5	6.0	7.5	9.0	11.0	14.5	19.5	29.0	48.0	100.0
UPS+1 EBC	14.5	17.0	20.0	24.0	30.0	38.5	50.5	70.0	107.0	226.0
UPS+2 EBC	26.0	30.5	35.5	42.0	51.0	63.5	81.5	110.0	172.0	357.5
UPS+3 EBC	39.0	44.5	51.5	60.5	72.0	88.0	112.5	154.0	242.0	489.0
UPS+4 EBC	51.5	58.5	67.0	78.0	92.5	113.0	145.0	201.5	312.0	621.0
UPS+5 EBC	64.5	72.5	82.5	96.0	113.5	138.5	181.5	249.5	382.0	752.5
UPS+6 EBC	77.0	86.5	98.5	113.5	134.0	168.0	218.0	297.5	452.0	884.5

8kVA Models

No. of EBCs	Backup Time (Min)									
	8 kW	7.2 kW	6.4 kW	5.6 kW	4.8 kW	4 kW	3.2 kW	2.4 kW	1.6 kW	0.8 kW
UPS	3.5	4.0	4.5	6.0	7.5	9.5	13.0	19.5	33.5	75.0
UPS+1 EBC	9.5	11.5	13.5	16.0	20.0	26.0	35.0	50.5	79.0	166.0
UPS+2 EBC	17.5	20.5	24.0	29.0	35.5	45.0	59.0	81.5	124.5	267.5
UPS+3 EBC	26.5	30.5	35.5	42.5	51.5	64.0	82.0	112.5	176.0	369.0
UPS+4 EBC	36.0	41.0	48.0	56.0	67.0	82.5	105.5	145.0	229.5	471.0
UPS+5 EBC	45.5	52.0	59.5	69.5	82.5	101.0	128.5	181.5	283.0	572.5
UPS+6 EBC	55.5	62.5	71.5	83.0	98.5	120.0	155.0	218.0	336.5	674.5

10kVA Models

No. of EBCs	Backup Time (Min)									
	10 kW	9 kW	8 kW	7 kW	6 kW	5 kW	4 kW	3 kW	2 kW	1 kW
UPS	2.0	2.5	3.5	4.0	5.5	7.0	9.5	14.5	25.0	59.0
UPS+1 EBC	7.0	8.0	9.5	12.0	14.5	19.0	26.0	38.5	62.5	129.0
UPS+2 EBC	13.0	15.0	17.5	21.0	26.0	33.5	45.0	63.5	99.0	211.0
UPS+3 EBC	19.5	22.5	26.5	31.5	39.0	49.0	64.0	88.0	136.0	294.0
UPS+4 EBC	26.5	30.5	36.0	42.5	51.5	64.0	82.5	113.0	179.5	377.0
UPS+5 EBC	34.5	39.5	45.5	54.0	64.5	79.0	101.0	138.5	222.5	460.0
UPS+6 EBC	42.0	48.0	55.5	64.5	77.0	94.0	120.0	168.0	266.0	543.0

16kVA Models

No. of EBCs	Backup Time (Min)									
	16 kW	14.4 kW	12.8 kW	11.2 kW	9.6 kW	8 kW	6.4 kW	4.8 kW	3.2 kW	1.6 kW
UPS	3.5	4.0	5.0	6.0	7.5	9.5	13.5	20.0	35.0	79.0
UPS+1 EBC	10.0	11.5	14.0	16.5	20.5	26.5	35.5	51.5	82.0	176.0
UPS+2 EBC	18.0	21.0	24.5	29.5	36.0	45.5	59.5	82.5	128.5	283.0
UPS+3 EBC	27.0	31.0	36.5	43.5	52.5	64.5	83.0	114.0	183.0	390.0
UPS+4 EBC	36.5	42.0	49.0	57.5	68.0	83.5	106.5	147.5	238.0	496.5
UPS+5 EBC	46.5	53.0	61.0	71.0	84.0	102.5	130.5	184.5	293.0	603.5
UPS+6 EBC	56.5	63.5	73.0	84.5	100.0	121.5	157.5	221.5	348.0	710.5

20kVA Models

No. of EBCs	Backup Time (Min)									
	20 kW	18 kW	16 kW	14 kW	12 kW	10 kW	8 kW	6 kW	4 kW	2 kW
UPS	2.5	3.0	3.5	4.0	5.5	7.0	9.5	14.5	26.0	62.5
UPS+1 EBC	7.0	8.5	10.0	12.0	15.0	19.5	26.5	39.0	64.0	136.0
UPS+2 EBC	13.0	15.0	18.0	21.5	27.0	34.5	45.5	64.5	101.0	222.5
UPS+3 EBC	19.5	23.0	27.0	32.5	40.0	50.0	64.5	89.5	139.5	309.5
UPS+4 EBC	27.0	31.0	36.5	43.5	53.0	65.0	83.5	114.5	183.5	396.5
UPS+5 EBC	34.5	40.0	46.5	55.0	65.5	80.0	102.5	140.5	228.0	483.0
UPS+6 EBC	42.5	48.5	56.5	66.5	78.5	95.5	121.5	170.5	272.5	570.0

Note: *EBC- External Battery Cabinet

**Battery autonomy times are based on operation at 25°C. The autonomy times are approximate and are based on fully charged batteries and can vary +/-5% because of battery manufacturing variances.

