



## Vertiv™ VR Rack

Easy installation and integration  
of components and devices

Supports high-density  
weight loads



## Rapid Deployments Everywhere You Operate

Standardize your deployments around the world and bring them online faster with the Vertiv™ VR rack. The Vertiv VR supports a wide variety of equipment, including: servers, storage, switches, routers, PDUs, UPSs, console port servers and KVM switches.

The Vertiv VR is delivered ready for high density environments to serve your mission critical needs — even as they evolve and change. This rack gives you the flexibility you need with easy installation.

## The Vertiv™ VR Rack offers these advantages:

- Available in 10 standard sizes.
- Full depth adjustability of the 19" rails.
- Frame design allow for more than 2.5" more usable depth than similar sized racks.
- Doors that have 77% perforation and can be hinged on either side.
- Tool-less removable top panel has four cable entry holes allowing for up to 2000 Cat6 cables, or 60A PDU plugs.
- Two dual purpose full height depth adjustable PDU / cable management brackets mounted in the zero U space with tool-less button mounting of rack PDUs, accessory mounting holes for tool-less cable management accessories, and integrated cable tie off positions.
- 42U frame height that allows for the rack to pass through standard doors on casters.
- Simple external baying, allows for metric baying or on 24" centers.
- Split side panels with single locking slam latch allows for easy single person removal / installation.

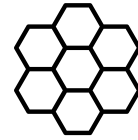


### High Density Cable Entry Top Panel

Removable openings for cable entry — ready for front / rear cabling. Can accommodate over 2000 Cat 6 cables.


### Frame

More usable depth compared to similar sized rack.



### Doors

Single and split 77% perforated doors providing maximum airflow. Lift off hinges for easy removal, and field reversibility.



### Tool-less Cable Management

Requires just inserting and twisting the tool-less accessories on 19" vertical mounting rail, or the PDU / cable management brackets.



### Integrated 19" Rail Alignment

Ensures 19" rails are positioned correctly without measuring.



### Split Locking Side Panels

For quick and easy installation and maintenance. Locks provide security.



### Leveling Feet

Accessible from the top of the frame for easy adjustment.

## Vertiv™ VR Complete Rack

Part Number	U	Height Mm (Inches)*	Width Mm (Inches)*	Depth Mm (Inches)*
VR3100	42	2000 (78.6")	600 (23.6")	1100 (43.3")
VR3100SP	42	2000 (78.6")	600 (23.6")	1100 (43.3")
VR3100TAA	42	2000 (78.6")	600 (23.6")	1100 (43.3")
VR3300	42	2000 (78.6")	600 (23.6")	1200 (47.8")
VR3300SP	42	2000 (78.6")	600 (23.6")	1200 (47.8")
VR3300TAA	42	2000 (78.6")	600 (23.6")	1200 (47.8")
VR3150	42	2000 (78.6")	800 (31.5")	1100 (43.3")
VR3150SP	42	2000 (78.6")	800 (31.5")	1100 (43.3")
VR3150TAA	42	2000 (78.6")	800 (31.5")	1100 (43.3")
VR3350	42	2000 (78.6")	800 (31.5")	1200 (47.8")
VR3350SP	42	2000 (78.6")	800 (31.5")	1200 (47.8")
VR3350TAA	42	2000 (78.6")	800 (31.5")	1200 (47.8")
VR3105	45	2132 (83.9")	600 (23.6")	1100 (43.3")
VR3107	48	2265 (89.2")	600 (23.6")	1100 (43.3")
VR3107SP	48	2265 (89.2")	600 (23.6")	1100 (43.3")
VR3107TAA	48	2265 (89.2")	600 (23.6")	1100 (43.3")
VR3305	45	2132 (83.9")	600 (23.6")	1200 (47.8")
VR3307	48	2265 (89.2")	600 (23.6")	1200 (47.8")
VR3307SP	48	2265 (89.2")	600 (23.6")	1200 (47.8")
VR3307TAA	48	2265 (89.2")	600 (23.6")	1200 (47.8")
VR3157	48	2265 (89.2")	800 (31.5")	1100 (43.3")
VR3157SP	48	2265 (89.2")	800 (31.5")	1100 (43.3")
VR3157TAA	48	2265 (89.2")	800 (31.5")	1100 (43.3")
VR3357	48	2265 (89.2")	800 (31.5")	1200 (47.8")
VR3357SP	48	2265 (89.2")	800 (31.5")	1200 (47.8")
VR3357TAA	48	2265 (89.2")	800 (31.5")	1200 (47.8")

\*Nominal dimensions, reference submittal drawings for exact dimensions  
VRXXXXSP ship with 2000 lb. rated shock packaging VRXXXXTAA are TAA Compliant

## Features

### Frame

Frame capable of supporting up to 3000 lbs (1360kg) Static, 2250 lbs (1022kg) Dynamic, 2000 lbs (907kg) Transport (with Shock Package).

Simple external baying, allows for metric or on 24" centers and leveling feet incorporated into the frame for easy adjustment.

42U frame height that will allow access through standard doors on four swivel casters.

### Door & Side Panels

Single perforated front door and split rear doors with tool-less lift off hinges.

Locking handles.

Field reversible doors.

77% perforation exceeds IT manufacturers specifications.

Split side panels with single locking slam latch.

### Top Panel

Tool-less removeable top panel.

Integrated hole pattern for easy installation of top panel accessories (cable management, modular busway support brackets, ladder / cable tray support brackets).

Four cable entry holes allowing for up to 2000 Cat6 cables, or 60A PDU plugs.

Top Panel load capacity of 150 lbs.

### 19" Mounting Rails

(2) Pair of full height 19" EIA mounting rails, accepts cage nuts, U markings on front and rear of each rail.

Depth markings included on frame for easy alignment.

Accessory mounting holes along rails allow for mounting of cable management fingers and tool-less accessories.

Rectangular cutouts for routing cables through 800mm (31.5") wide 19" EIA rails from front to rear or for airflow for side breathing equipment.

Full depth adjustability within the usable space.

## Complete rack includes:

- Single 77% perforated locking front door.
- Split 77% perforated locking rear doors.
- 2 pair split locking side panels.
- High density cable entry top cover (2000 Cat 6 cables).
- 2 sets of 19" EIA Rails.
- 2 full height rack PDU Mounting / cable management brackets (one per side).
- Low profile casters and leveling feet.
- Baying brackets.
- Bolt down brackets.
- Hardware includes (50 each M6 cage nuts and screws), Cage nut installation tool, edge protection for top panel cable entry, T30 / Phillips L key, T30 extension driver.
- Keys.

### PDU / Cable Management Brackets

Two dual purpose full height depth adjustable PDU / Cable Management brackets mounted in the zero U space.

Button mount keyholes throughout to accommodate tool-less button mounting of rack PDUs of various heights.

Accessory mounting holes allow for mounting of tool-less cable management accessories.

Integrated cable tie off positions.

Depth adjustable.

### Color

Frame, doors, side panels, top panel, rails and PDU brackets are powder coated RAL 7021 (Black).

### Certifications

EIA 310E

UL2416

RoHS

REACH

## Vertiv™ VR Wall Mount Rack

SKU	U	Door	Height, inches (mm)	Width, inches (mm)	Depth, inches (mm)	Weight capacity, lbs
VR1000	12U	Plexi	24" (609.6)	21" (533.4)	24" (609.6)	150
VR1001	12U	Mesh	24" (609.6)	21" (533.4)	24" (609.6)	150
VR1002	12U	Solid	24" (609.6)	21" (533.4)	24" (609.6)	150
VR1003	12U	Plexi	24" (609.6)	24" (609.6)	31" (787.4)	200
VR1004	12U	Mesh	24" (609.6)	24" (609.6)	31" (787.4)	200
VR1005	12U	Solid	24" (609.6)	24" (609.6)	31" (787.4)	200
VR1006	19U	Plexi	36" (914.4)	21" (533.4)	24" (609.6)	250
VR1007	19U	Mesh	36" (914.4)	21" (533.4)	24" (609.6)	250
VR1008	19U	Solid	36" (914.4)	21" (533.4)	24" (609.6)	250
VR1009	19U	Plexi	36" (914.4)	24" (609.6)	31" (787.4)	250
VR1010	19U	Mesh	36" (914.4)	24" (609.6)	31" (787.4)	250
VR1011	19U	Solid	36" (914.4)	24" (609.6)	31" (787.4)	250
VR1012	25U	Plexi	48" (1219.2)	21" (533.4)	24" (609.6)	300
VR1013	25U	Mesh	48" (1219.2)	21" (533.4)	24" (609.6)	300
VR1014	25U	Solid	48" (1219.2)	21" (533.4)	24" (609.6)	300
VR1015	25U	Plexi	48" (1219.2)	24" (609.6)	31" (787.4)	300
VR1016	25U	Mesh	48" (1219.2)	24" (609.6)	31" (787.4)	300
VR1017	25U	Solid	48" (1219.2)	24" (609.6)	31" (787.4)	300

### Wall Mount Offering Scope:

- Various depths to serve multiple channels:
  - Short depth for networking applications.
  - Medium depth for deeper networking/edge server.
  - Full depth for edge compute applications (will support full depth servers and more of our UPS's).
- Swings away from wall on hinge for easy back-door access with lock.
- Reversible mounting for left-hand or right-hand opening.
- Complete rack stability and security –cabinet elevation/pallet brackets.
- Outer protection –Complete outer wrap & protective inserts.



Vertiv(TM) VR Wall Mount Rack

## Wall Mount Accessories

Part Number	Description
VM15	Double-Sided 19" Horizontal Cable Organizer
VM16	19" Horizontal Cable Organizer
VM17	19" Horizontal Cable Organizer
VRA6300	19" Rackmount Copper Bus Bar
VRA2031	Double Wallmount Fan Kit (*)



(\*) Only compatible with certain wall mount SKUs

## Vertiv™ VR 2-Post and 4-Post

Part Number	Wall Mount	Posts	U	Depth
VR201	No	2-Post	45U	N/A
VR203	No	4-Post	45U	24"
VR204	No	4-Post	45U	29"
VR205	No	4-Post	45U	32"
VR206	No	4-Post	45U	36"
VR1018	Yes	4-Post	12U	21"
VR1019	Yes	4-Post	19U	21"
VR1020	Yes	4-Post	25U	21"

## 2-Post and 4-Post Accessories

Part Number	Description
VRA1037	6"x9" Finger Cable Management
VRA1038	6"x18" Finger Cable Management
VRA1039	10"x9" Finger Cable Management
VRA1040	10"x18" Finger Cable Management
VRA1041	12"x9" Finger Cable Management
VRA1042	12"x18" Finger Cable Management
VRA1043	6"x12" Finger Cable Management
VRA1044	8"x12" Finger Cable Management
VRA1045	10"x12" Finger Cable Management
VRA1046	12"x12" Finger Cable Management
VRA1047	6"x24" Finger Cable Management
VRA1048	8"x24" Finger Cable Management
VRA1049	10"x24" Finger Cable Management
VRA1050	12"x24" Finger Cable Management
VM15	Double-sided 19" Horizontal Cable Organizer
VM16	19" Horizontal Cable Organizer
VM17	19" Horizontal Cable Organizer





**Vertiv.com** | Vertiv Headquarters, 505 N Cleveland Ave, Westerville, OH 43082, USA

© 2025 Vertiv Group Corp. All rights reserved. Vertiv™ and the Vertiv logo are trademarks or registered trademarks of Vertiv Group Corp. All other names and logos referred to are trade names, trademarks or registered trademarks of their respective owners. While every precaution has been taken to ensure accuracy and completeness here, Vertiv Group Corp. assumes no responsibility, and disclaims all liability, for damages resulting from use of this information or for any errors or omissions. Specifications, rebates and other promotional offers are subject to change at Vertiv's sole discretion upon notice.