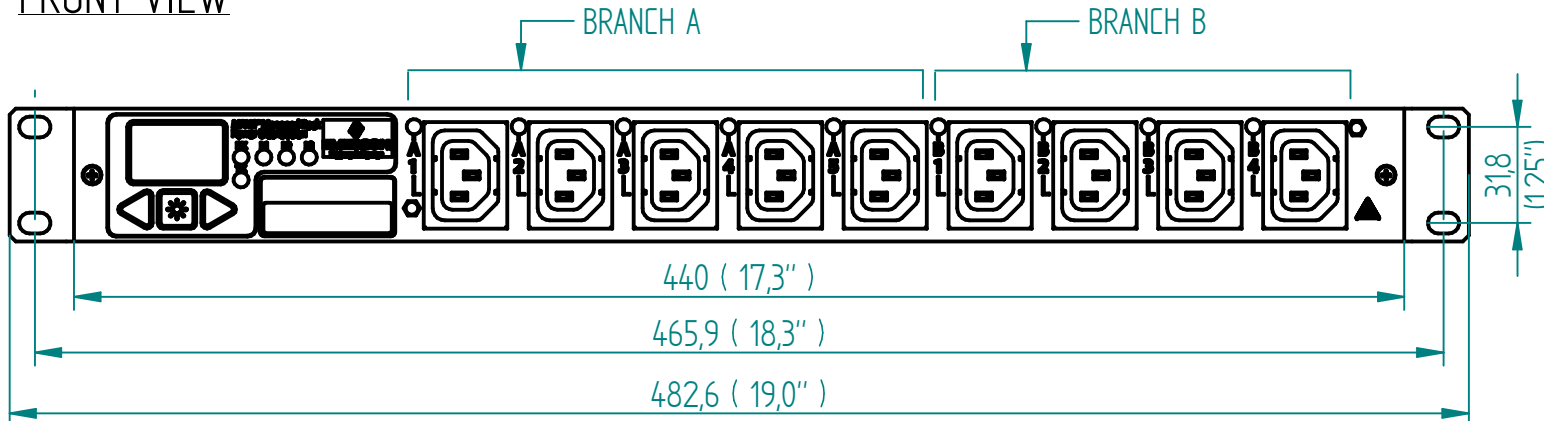


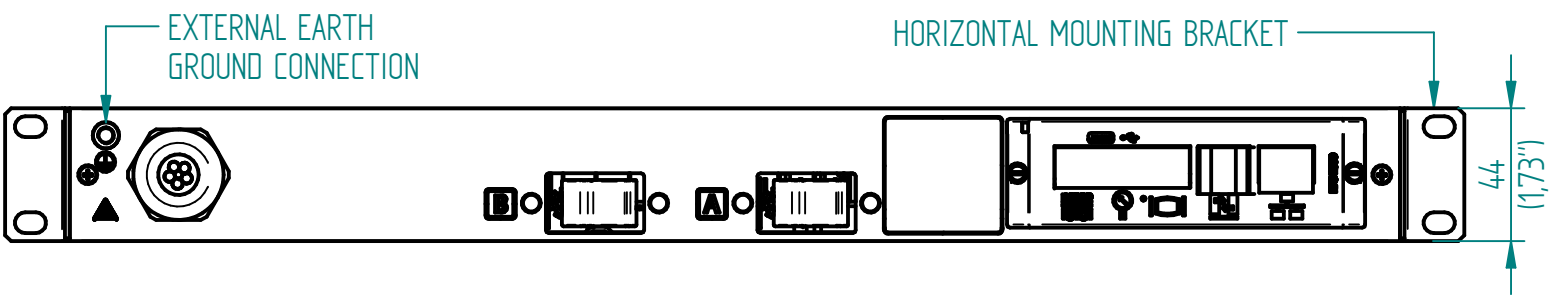
Disclosure and photocopying of this document, exploitation and communication of its contents are not permitted, unless permission is expressly granted. All rights are reserved.

Weitergabe sowie Vervielfältigung dieser Unterlage, Verwertung und Mitteilung ihres Inhalts nicht gestattet, soweit nicht ausdrücklich zugestanden. Alle Rechte vorbehalten.

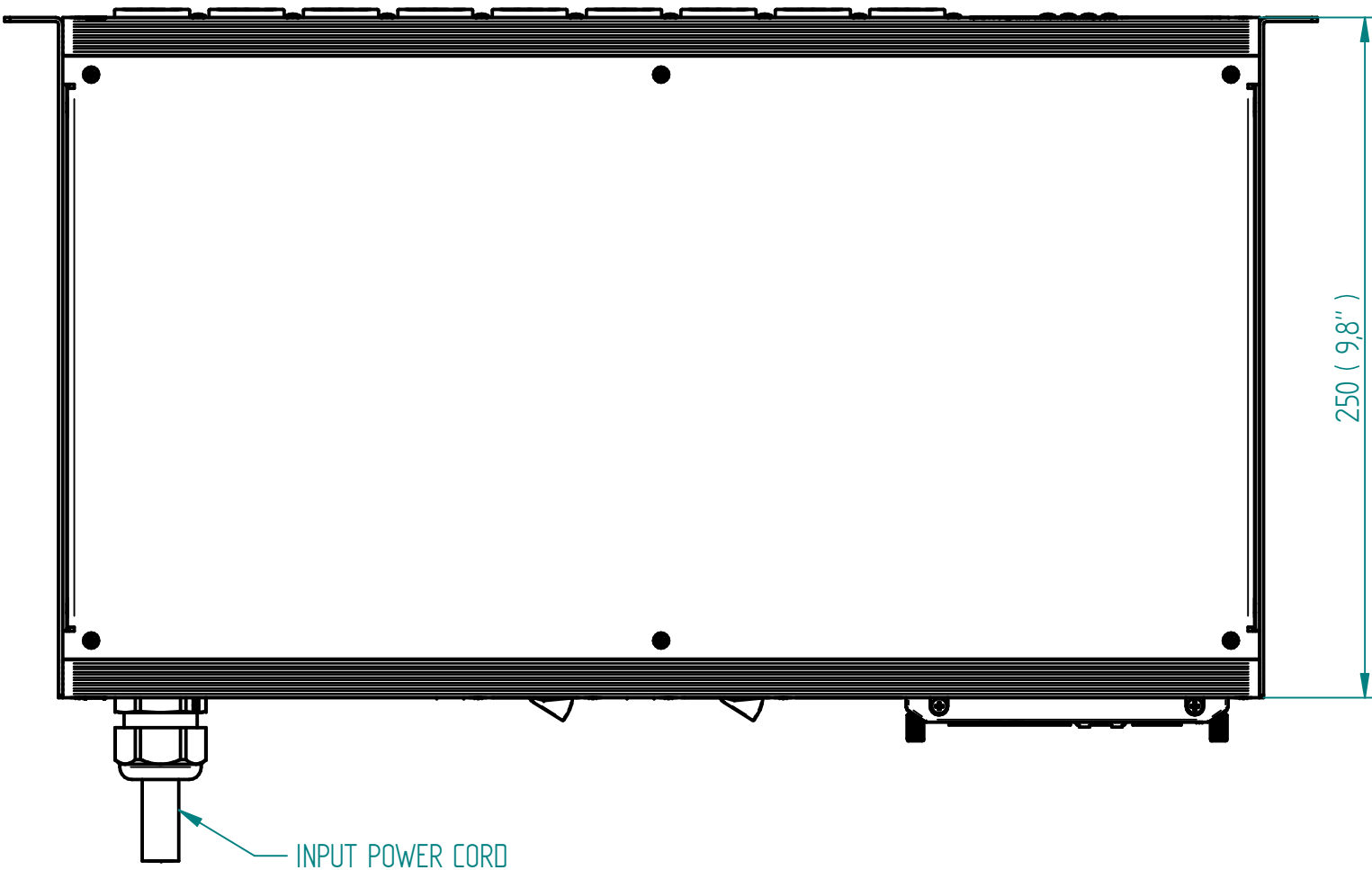
FRONT VIEW



REAR VIEW



UPPER VIEW



INPUT POWER CORD

RoHS COMPLIANT

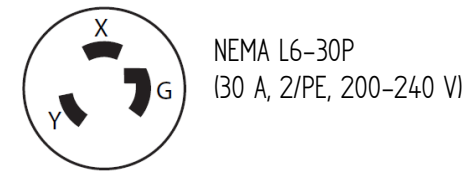
OUTPUT POWER

BRANCH	PHASE	RECEPTACLE TYPE (QUANTITY)	VOLTAGE (V)	MAX. CONTINUOUS AMPS (A)	
				PER RECEPTACLE	PER BRANCH
A	L1-L2	5xI13	200-240	12	16
B	L1-L2	4xI13	200-240	12	16

METERING PARAMETER	MEASUREMENT ACCURACY
VOLTAGE	±1 % + 0.1 VAC
CURRENT	±1.5 % + 0.01 A FROM 1 % TO 10 % OF UNIT RATING; ±1 % FROM >10 % TO 125 % OF UNIT RATING

INPUT POWER

INPUT CORD	INPUT PLUG	WIRE COUNT	FREQUENCY (Hz)	VOLTAGE (V)	RATED AMPS (A)	MAX. CONT. AMPS (A)
10 ft / 3 m	NEMA L6-30P	2/PE	50/60	200-240	30	24



AGENCY COMPLIANCE:

- UL certification: UL 60950-1 (2nd), CSA C22.2 No. 60950-1-07
- FCC certification
- CB certification: IEC 60950-1 (2nd)
- "-100" SUFFIX (PSE MODELS): INTERPRETATION OF DENAN TECHNICAL REQUIREMENTS MINISTERIAL ORDINANCE APPENDIX 12, J60950-1(H26), J55022(H2I)

ENVIRONMENTAL RATING:

OPERATING TEMPERATURE: 5 °C - 60 °C (41 °F - 140 °F) NON-CONDENSING, NON-CORROSIVE, 10 % - 90 % RH
 STORAGE TEMPERATURE: -20 °C - 85 °C (-4 °F - 185 °F)
 MAX. OPERATING ALTITUDE: 2000 m

NOTES:

- UNIT DIMENSIONS: 440 mm (17.3") W x 250 mm (9.8") D x 44 mm (1.7") H
- UNIT WEIGHT: 5,3 kg / 11,7 lbs
- SHIPPING DIMENSIONS: 543 mm (21.4") W x 410 mm (16.1") D x 165 mm (6.5") H
- SHIPPING WEIGHT: 5,9 kg / 13 lbs
- (2) MOUNTING BRACKETS SUPPLIED WITH EACH UNIT. BOTH SIDES CAN BE USED TO MOUNT THE PDU.

<p>Dimensions in mm</p>		Allgemeintoleranzen General tolerances -	Oberfläche Finish -	Werkstoff / Material -	Gewicht: Weight: -
		Drawn 27/05/16 Checked 27/05/16 Approved -	Name Racek Votýpka -	Bezeichnung / Description MPH2-NCC_L6-30P_9N Input and Branch Metered + Outlet Switched	
		Zeichnungs-Nr. / Drawing no. MPHC2112			Maßstab Scale 1:5
		Verwendet in / Used in -			Blatt/Sheet 1/1
Rev.	Change	Date	Name		
B	18154	13.06.2017	Petrů		