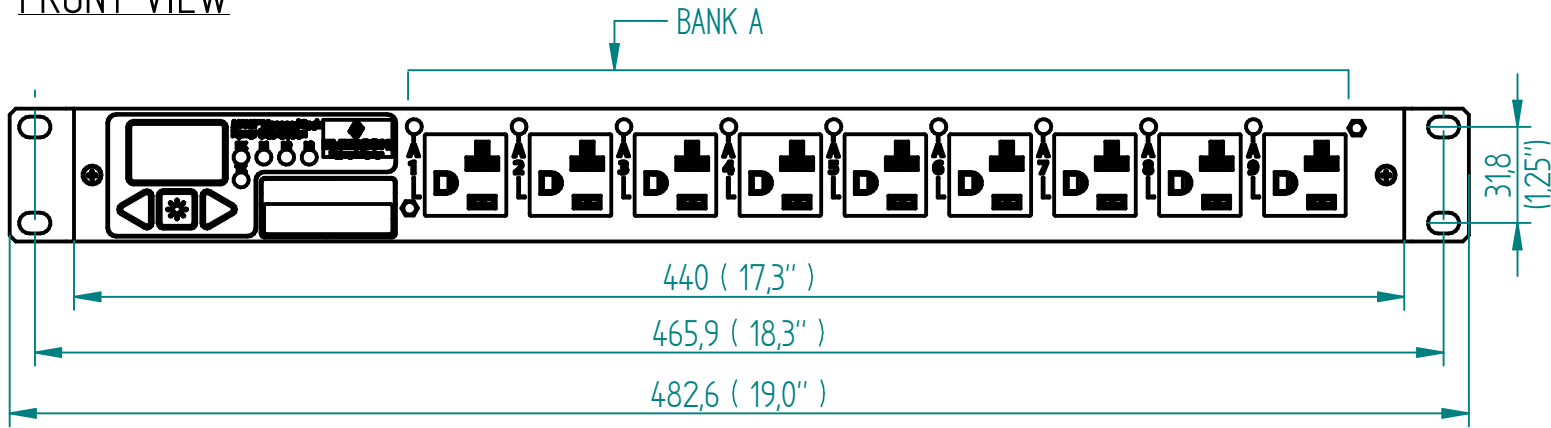


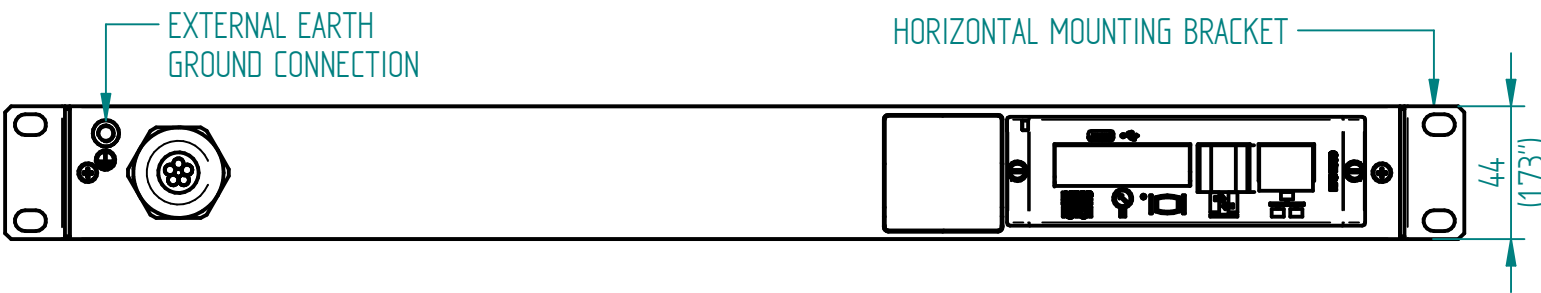
Disclosure and photocopying of this document, exploitation and communication of its contents are not permitted, unless permission is expressly granted. All rights are reserved.

Weitergabe sowie Vervielfältigung dieser Unterlage, Verwertung und Mitteilung ihres Inhalts nicht gestattet, soweit nicht ausdrücklich zugestanden. Alle Rechte vorbehalten.

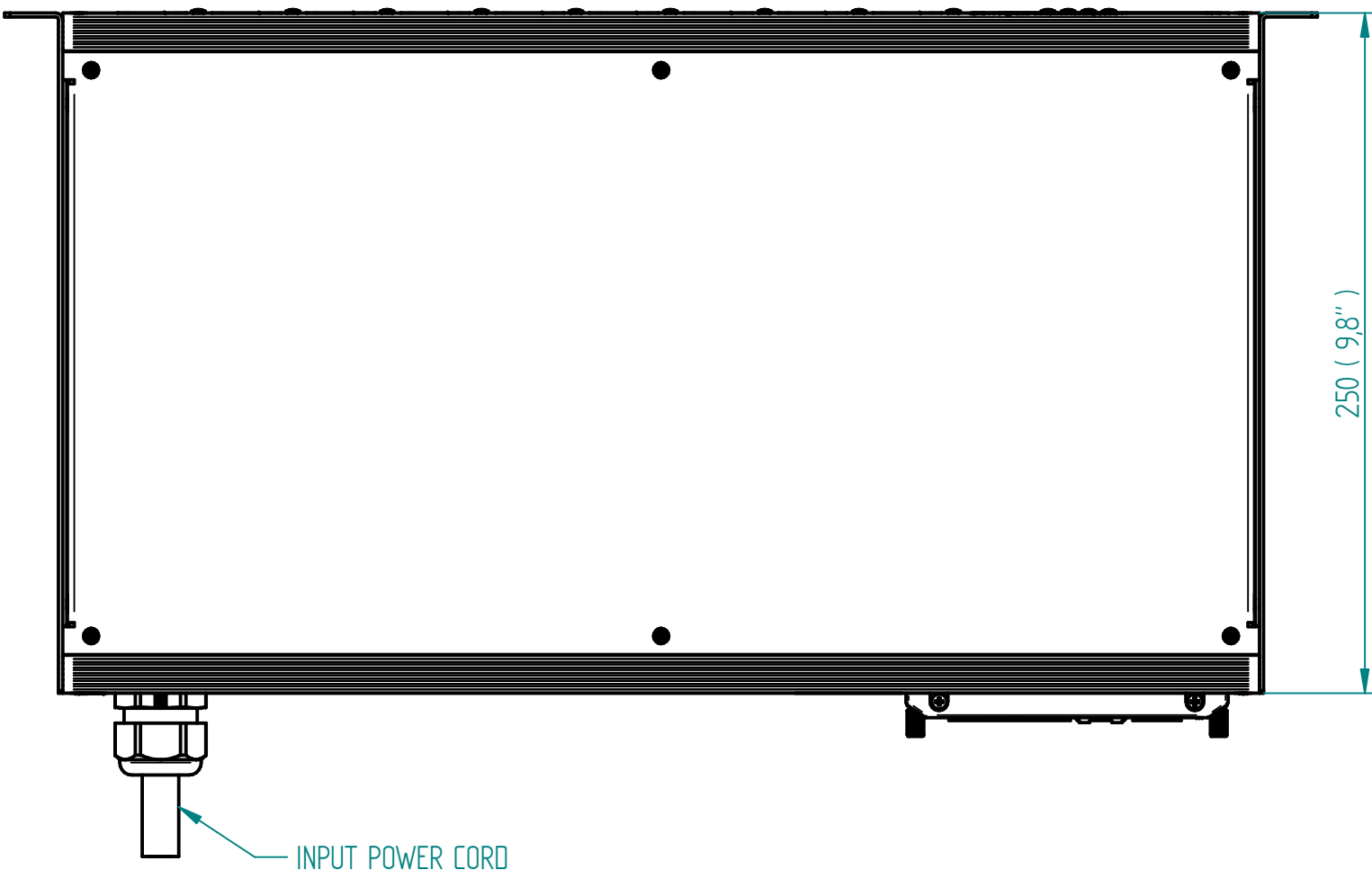
### FRONT VIEW



### REAR VIEW



### UPPER VIEW



RoHS COMPLIANT

### OUTPUT POWER

BANK	PHASE	RECEPTACLE TYPE (QUANTITY)	VOLTAGE (V)	MAX. CONTINUOUS AMPS (A)	
				PER RECEPTACLE	PER BANK
A	L1	9xNEMA	100-120	16	16

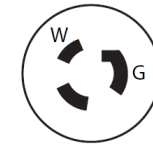
### METERING PARAMETER

### MEASUREMENT ACCURACY

VOLTAGE	±1 % + 0.1 VAC
CURRENT	±1.5 % + 0.01 A FROM 1 % TO 10 % OF UNIT RATING; ±1 % FROM >10 % TO 125 % OF UNIT RATING

### INPUT POWER

INPUT CORD	INPUT PLUG	WIRE COUNT	FREQUENCY (Hz)	VOLTAGE (V)	RATED AMPS (A)	MAX. CONT. AMPS (A)
10 ft / 3 m	NEMA L5-20P	1/N/PE	50/60	100-120	20	16



NEMA L5-20P  
(20 A, 1/N/PE, 100-120 V)

### AGENCY COMPLIANCE:

- UL certification: UL 60950-1 (2nd), CSA C22.2 No. 60950-1-07
- FCC certification
- CB certification: IEC 60950-1 (2nd)
- "-100" SUFFIX (PSE MODELS): INTERPRETATION OF DENAN TECHNICAL REQUIREMENTS MINISTERIAL ORDINANCE APPENDIX 12, J60950-1(H26), J55022(H2I)

### ENVIRONMENTAL RATING:

OPERATING TEMPERATURE: 5 °C - 60 °C (41 °F - 140 °F) NON-CONDENSING, NON-CORROSIVE, 10 % - 90 % RH  
 STORAGE TEMPERATURE: -20 °C - 85 °C (-4 °F - 185 °F)  
 MAX. OPERATING ALTITUDE: 2000 m

### NOTES:

- UNIT DIMENSIONS: 440 mm (17.3") W x 250 mm (9.8") D x 44 mm (1.7") H
- UNIT WEIGHT: 5,3 kg / 11,7 lbs
- SHIPPING DIMENSIONS: 543 mm (21.4") W x 410 mm (16.1") D x 165 mm (6.5") H
- SHIPPING WEIGHT: 5,9 kg / 13 lbs
- (2) MOUNTING BRACKETS SUPPLIED WITH EACH UNIT. BOTH SIDES CAN BE USED TO MOUNT THE PDU.

		Allgemeintoleranzen General tolerances		Oberfläche Finish		Werkstoff / Material		Gewicht: Weight: -	
		-		-		-		-	
Date		Name		Bezeichnung / Description <b>MPH2-NCC_L5-20P_9A</b> Input and Branch Metered + Outlet Switched					
Drawn 20/05/16		Racek							
Checked 20/05/16		Votýpka							
Approved -		-		Zeichnungs-Nr. / Drawing no.					
				<b>MPHC2203</b>					
Rev. Change Date Name				Verwendet in / Used in -					
				Blatt/Sheet 1/1					

