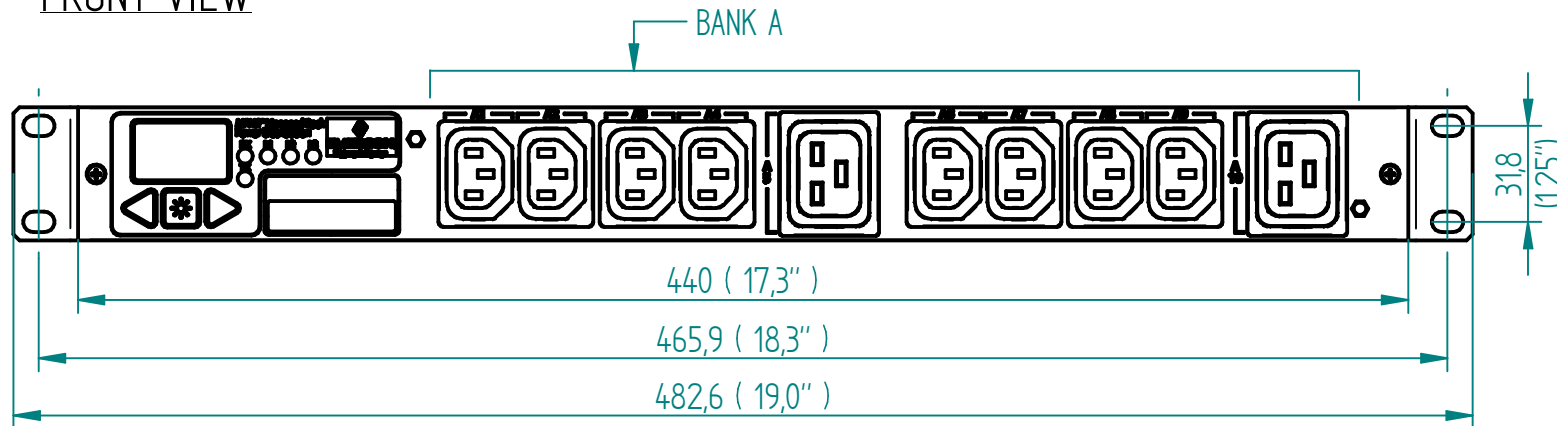


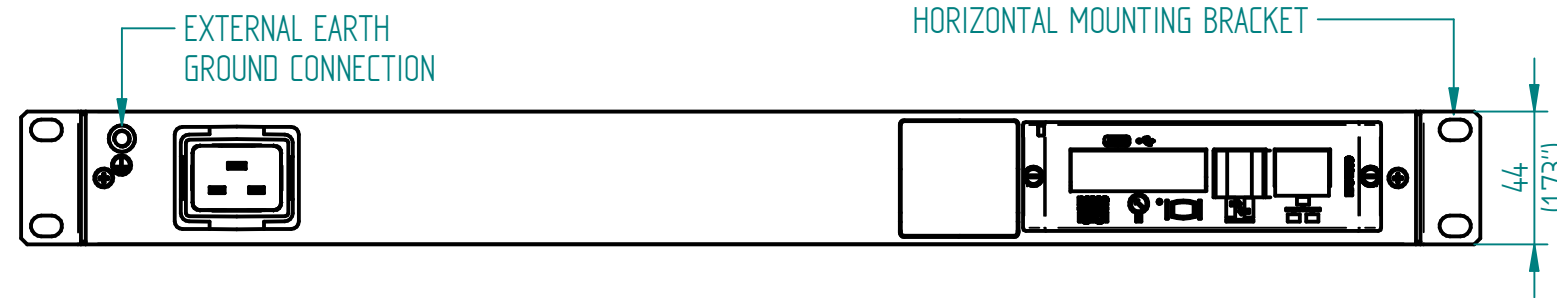
Disclosure and photocopying of this document, exploitation and communication of its contents are not permitted, unless permission is expressly granted. All rights are reserved.

Weitergabe sowie Vervielfältigung dieser Unterlage, Verwertung und Mitteilung ihres Inhalts nicht gestattet, soweit nicht ausdrücklich zugestanden. Alle Rechte vorbehalten.

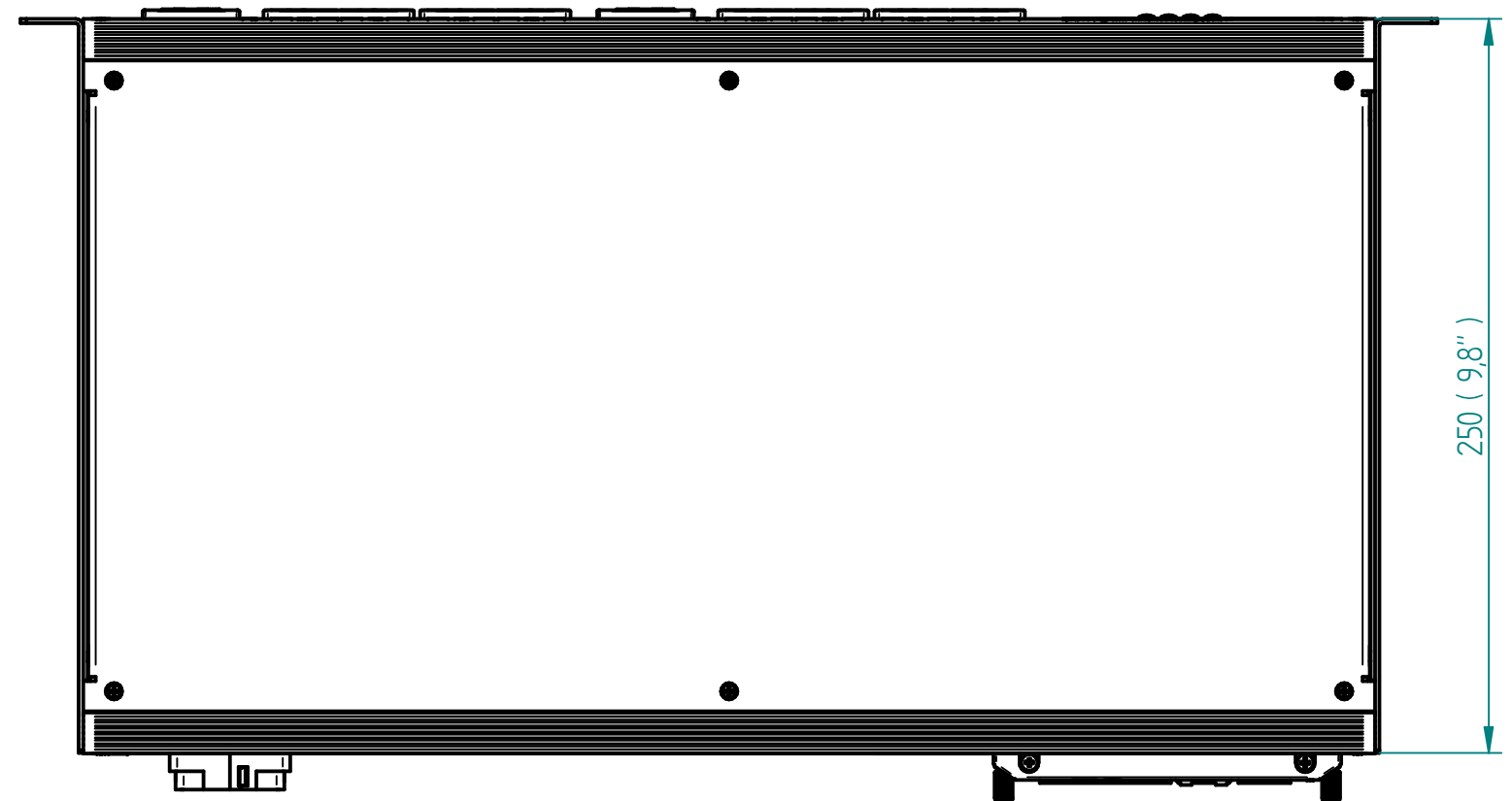
FRONT VIEW



REAR VIEW



UPPER VIEW



RoHS COMPLIANT

OUTPUT POWER

BANK	PHASE	RECEPTACLE TYPE (QUANTITY)	VOLTAGE (V)	MAX. CONTINUOUS AMPS (A)	
				PER RECEPTACLE	PER BANK
A	L1	8xC13, 2xC19	100-240	10/16	16

METERING PARAMETER	MEASUREMENT ACCURACY
VOLTAGE	±1 % + 0.1 VAC
CURRENT	±1.5 % + 0.01 A FROM 1 % TO 10 % OF UNIT RATING; ±1 % FROM >10 % TO 125 % OF UNIT RATING

INPUT POWER

INPUT CORD	INPUT SOCKET	WIRE COUNT	FREQUENCY (Hz)	VOLTAGE (V)	RATED AMPS (A)	MAX. CONT. AMPS (A)
-	IEC 60320 C20	1/N/PE, 2/PE	50/60	100-240	16	16

AGENCY COMPLIANCE:

- UL certification: UL 60950-1 (2nd), CSA C22.2 No. 60950-1-07
- FCC certification
- CE-mark: LVD, EMC, RoHS (incl. harmonized standards hereunder)
- CB certification: IEC 60950-1 (2nd)
- BG certification: BV-BG (factory inspected)
- WEEE COMPLIANT
- "-100" SUFFIX (PSE MODELS): INTERPRETATION OF DENAN TECHNICAL REQUIREMENTS MINISTERIAL ORDINANCE APPENDIX 12, J60950-1(H26), J55022(H2I)

ENVIRONMENTAL RATING:

OPERATING TEMPERATURE: 5 °C - 60 °C (41 °F - 140 °F) NON-CONDENSING, NON-CORROSIVE, 10 % - 90 % RH
 STORAGE TEMPERATURE: -20 °C - 85 °C (-4 °F - 185 °F)
 MAX. OPERATING ALTITUDE: 2000 m

NOTES:

- UNIT DIMENSIONS: 440 mm (17.3") W x 250 mm (9.8") D x 44 mm (1.7") H
- UNIT WEIGHT: 5.3 kg / 11.7 lbs
- SHIPPING DIMENSIONS: 543 mm (21.4") W x 410 mm (16.1") D x 165 mm (6.5") H
- SHIPPING WEIGHT: 5.9 kg / 13 lbs
- (2) MOUNTING BRACKETS SUPPLIED WITH EACH UNIT. BOTH SIDES CAN BE USED TO MOUNT THE PDU.

		Allgemeintoleranzen General tolerances		Oberfläche Finish		Werkstoff / Material		Gewicht: Weight: -	
		-		-		-		-	
Dimensions in mm		Date		Name		Bezeichnung / Description MPH2-EBC_C20-16A_8N-20 Input and Branch Metered			
		16/03/16		Racek					
		16/03/16		Votýpka					
Approved		-		-		Zeichnungs-Nr. / Drawing no. MPHB2341			
-		-		-					
B 18154		13.06.2017		Petrů		Verwendet in / Used in -			
Rev.		Change		Date					
								Maßstab Scale 1:5	
								Blatt/Sheet 1/1	