

Safety and Regulatory Statements








For more information on this product, visit www.Vertiv.com to download the user manual.

SAFETY INFORMATION AND INSTRUCTIONS

Safety Symbols

One or more of the following symbols may be included on your product.

-  Instructions: This symbol is intended to alert the user to the presence of important operating and maintenance (servicing) instructions in the product user manual.
-  Dangerous Voltage: This symbol is intended to alert the user to the presence of uninsulated dangerous voltage within the product's enclosure that may be of sufficient magnitude to constitute a risk of electric shock to persons.
-  Power On: This symbol indicates the principal on/off switch is in the on position.
-  Power Off: This symbol indicates the principal on/off switch is in the off position.
-  Protective Grounding Terminal: This symbol indicates a terminal which must be connected to earth ground prior to making any other connections to the equipment.

Safety Precautions

Please read the following safety precautions carefully before using the product:

- Before cleaning, disconnect the product from any electrical power supply.
- Do not expose the product to excessive humidity or moisture.
- Do not store or use for extensive periods of time in extreme thermal conditions. It may shorten the product lifetime.
- Install the product only on a clean secure surface.
- If the product is not used for a long period of time, disconnect it from electrical power.
- If any of the following situations occur, have the product checked by a qualified service technician:
 - Liquid penetrates the product's case.
 - The product is exposed to excessive moisture, water or any other liquid.
 - The product is not working well even after carefully following the instructions in the user's manual.
 - The product has been dropped or is physically damaged.
 - The product shows obvious signs of breakage or loose internal parts.
 - In using an external power supply - If the power supply overheats, is broken or damaged, or has a damaged cable.
- The product should be stored and used only in temperature and humidity-controlled environments as defined in the product's environmental specifications.

WARNING: To avoid a potentially fatal shock hazard and possible damage to equipment, please observe the following precautions.

- Do not disable the power grounding plug. The grounding plug is an important safety feature.
- Plug the power cord into a grounded (earthed) outlet that is easily accessible at all times.
- Disconnect the power from the product by unplugging the power cord from either the electrical outlet or the product. The AC inlet is the main disconnect for removing power to this product. For products that have more than one AC inlet, to remove power completely, all AC line cords must be disconnected.
- This product has no serviceable parts inside the product enclosure. Do not open or remove the product cover.

Safety and Regulatory Statements



For more information on this product, visit www.Vertiv.com to download the user manual.

CAUTION: *The product must be installed in an environment that provides physical security appropriate for the data being processed on the attached computing devices.*

CAUTION: *Some products contain a lithium battery. This battery is not a field replaceable item, and replacement should not be attempted by a user. If errors occur when using the product and the battery is suspected, contact Technical Support.*

WARNING: *For Service Personnel Only - There is a risk of explosion if the battery is replaced with an incorrect type. Dispose of used batteries according to the manufacturer's instructions.*

This product is for use with other products that are Listed or Certified by a Nationally Recognized Testing Laboratory (NRTL).

Installation Precautions

Do not connect this product to computing devices that:

- are TEMPEST computers
- include telecommunication equipment
- include frame grabber video cards
- include special audio processing cards

Security Vulnerability

If you are aware of a potential security vulnerability while installing this product, contact Technical Support immediately by:

- Visiting www.Vertiv.com
- Calling +1 (888)-793-8763
- Emailing Secure@Vertiv.com

EMI STATEMENTS

Products which are certified for EMC in the regions or countries indicated will have the required marking or statement on the product label. The applicable statement for that country is listed below.

European Union

WARNING: *This is a Class A product. In a domestic environment, this product may cause radio interference, in which case the user may be required to take adequate measures.*

USA

WARNING: *Changes or modifications to this unit not expressly approved by the party responsible for compliance could void the user's authority to operate the equipment.*

NOTE: *This equipment has been tested and found to comply with the limits for a Class A digital device, pursuant to part 15 of the FCC Rules. These limits are designed to provide reasonable protection against harmful interference when the equipment is operated in a commercial environment. This equipment generates, uses and can radiate radio frequency energy and, if not installed and used in accordance with the instruction manual, may cause harmful interference to radio communications. Operation of this equipment in a residential area is likely to cause harmful interference in which case the user will be required to correct the interference at his own expense.*

Safety and Regulatory Statements



For more information on this product, visit www.Vertiv.com to download the user manual.

Canada

CAN ICES-3(A)/NMB-3(A)

Japan

この装置は、情報処理装置等電波障害自主規制協議会（VCCI）の基準に基づくクラスA 情報技術装置です。この装置を家庭環境で使用すると電波妨害を引き起こすことがあります。この場合には使用者が適切な対策を講ずるよう要求されることがあります。



To contact Vertiv Technical Support: visit www.Vertiv.com

© 2020 Vertiv Group Corp. All rights reserved. Vertiv™ and the Vertiv logo are trademarks or registered trademarks of Vertiv Group Corp. All other names and logos referred to are trade names, trademarks or registered trademarks of their respective owners. While every precaution has been taken to ensure accuracy and completeness here, Vertiv Group Corp. assumes no responsibility, and disclaims all liability, for damages resulting from use of this information or for any errors or omissions. Specifications, rebates and other promotional offers are subject to change at Vertiv's sole discretion upon notice.

